

## Daily Outlook

GLOBAL MARKETS & ECONOMIES | WEEKLY ECONOMIC INDICATORS | CURRENCIES | PRECIOUS METAL | O I L |

<b>GLOBAL ECONOMIES</b>	<ul style="list-style-type: none"> <li>• China will reduce direct government intervention in its vast industrial sector, the industry minister said on Monday, as Beijing seeks to ease concerns about its industrial policy, core to Washington's complaints in the Sino-U.S. trade war.</li> <li>• German business morale improved unexpectedly in March after six consecutive drops, a survey showed on Monday, suggesting that Europe's largest economy is likely to pick up in the coming months after it narrowly avoided a recession last year.</li> <li>• British Prime Minister Theresa May admitted on Monday she did not have enough support to pass her EU withdrawal deal as some in her party called on her to quit and parliament plotted to wrest the Brexit process away from her government.</li> <li>• Chicago Federal Reserve Bank President Charles Evans said on Monday it was understandable for markets to be nervous when the yield curve flattened, though he was still confident about the U.S. economic growth outlook.</li> <li>• The U.S.-China trade war poses the biggest risk to global stability and fiscal stabilisation is needed to respond to economic shocks in Europe, IMF First Deputy Managing Director David Lipton said on Monday.</li> </ul>
<b>GLOBAL MARKETS</b>	<ul style="list-style-type: none"> <li>• Benchmark U.S. Treasury debt yields fell to their lowest since late 2017 on Monday and a gauge of world stocks dropped for a second straight session on persistent concerns over global economic growth.</li> <li>• The 10-year U.S. Treasury yield fell below 2.4 percent for the first time since December 2017. Germany's benchmark 10-year bond yield slid back into negative territory.</li> <li>• Investors were still digesting weak U.S. factory data last week that prompted an inversion of the U.S. Treasury yield curve, which is widely seen as an indicator of an economic recession.</li> </ul>
<b>FOREX</b>	<p>The euro gained on Monday as a stronger-than-forecast German business confidence survey allayed some fears about a recession and pulled the safe-haven yen from a six-week high against the dollar.</p> <p>Financial markets around the globe were roiled on Friday, stemming from anxiety about an economic downturn after the U.S. yield curve inverted, with the 10-year yield dropping below the three-month bill rate. Those fears stoked a dumping of stocks and other growth-oriented assets and a rush into the yen, gold, U.S. and German government debt and other perceived low-risk investments.</p> <p>A yield curve inversion has preceded every U.S. recession in the past 50 years.</p> <p>Trader sentiment stabilized after Germany's IFO Institute said its business climate index rose to 99.6, beating a consensus forecast of 98.5 and ending six consecutive months of decline. The IFO data briefly lifted German 10-year yields into positive territory and helped European shares. They also buoyed the euro, which rose 0.2 percent to a session-high of \$1.13315.</p> <p>Against the yen, the single currency at one point surged 0.46 percent to a high of \$124.81, having traded as low as 123.875 earlier.</p> <p>It is unclear whether the mild bounce in the euro and emerging market currencies will be sustained as traders remain wary with the U.S. yield curve inversion persisting for a second trading session, analysts said.</p> <p>As for the greenback, it was 0.15 percent lower against a basket of currencies. It did not react much to U.S. Attorney General William Barr's announcement that U.S. Special Counsel Robert Mueller found no evidence of collusion between Russia and President Donald Trump's 2016 election campaign team.</p> <p>The dollar was little changed at 109.935 yen after the yen hit a six-week high of 109.7 per dollar earlier on Monday.</p> <p>The British pound recovered somewhat from earlier losses against the dollar and euro, as the UK parliament prepared to try and wrest control of the Brexit process in a series of votes planned for later in the day. Sterling was down 0.24 percent at \$1.318 and the euro was 0.43 percent stronger at 85.9 pence in late U.S. trading.</p>

<p><b>GOLD</b></p>	<p>Gold prices rose to a more than three-week high on Monday, helped by a weaker dollar and as worries over global economic growth pushed investors into safe-haven assets. Spot gold rose 0.7 percent to \$1,322.7 an ounce by 1:56 p.m. EDT (1756 GMT), its highest since Feb. 28. Last week it posted its third consecutive weekly gain, rising about 1 percent. U.S. gold futures settled 0.8 percent higher at \$1,322.6.</p> <p>Equity markets on Monday hit a 12-day low on global economic worries after an inversion in the U.S. bond yield curve on Friday stoked fears that the world's largest economy was headed for recession, boosting demand for assets such as gold and the yen while denting the dollar. Gold has gained more than 13 percent since touching more than 1-1/2 year lows last August, mainly driven by a dovish U.S. Federal Reserve and global growth concerns. But prices are down from a 10-month high hit in February at \$1,346.73.</p> <p>Speculators raised their net long position by 15,971 contracts to 57,746 in COMEX gold in the week to March 19, data showed on Friday.</p> <p>Holdings in the world's largest gold-backed exchange-traded fund, SPDR Gold Trust, rose about 1 percent in the previous week.</p> <p>Palladium was up 0.8 percent at \$1,576.16 an ounce, silver gained 1 percent to \$15.56 and platinum was up 1.8 percent at \$859.09.</p>
<p><b>OIL</b></p>	<p>Oil prices were mixed on Monday, as concerns about a slowdown in global economic growth lingered, offset by the prospect of tighter U.S. crude supply. Brent crude oil futures settled at \$67.21 a barrel, up 18 cents, while U.S. crude fell to \$58.82 a barrel, down 22 cents.</p> <p>The latest data is expected to show U.S. crude inventories falling for a third straight week, after having declined by nearly 10 million barrels the prior week on a near-record week for exports.</p> <p>Oil prices took a hit last week after cautious remarks by the U.S. Federal Reserve and weak factory data from the United States, Europe and Asia led to the inversion of the U.S. Treasury yield curve for the first time since 2007.</p> <p>Three-month Treasury bills currently yield more than 10-year notes. An inverted yield curve, where long-term rates fall below short-term ones, has historically pointed to a looming recession, as it reflects investor belief in greater short-term risk.</p> <p>Chicago Federal Reserve Bank President Charles Evans on Monday said it was understandable for markets to be nervous when the yield curve flattens, but he was still confident about the U.S. economic growth outlook.</p> <p>An improved index on Germany's business climate dispelled some recession concerns that flared after manufacturing output from Europe's biggest economy shrank for the third straight month.</p> <p>Supply cuts by the Organization of the Petroleum Exporting Countries and allies such as Russia also supported prices. OPEC's de-facto leader Saudi Arabia is pushing for Brent crude prices to surpass \$70 per barrel.</p>

**ECONOMIC INDICATORS**

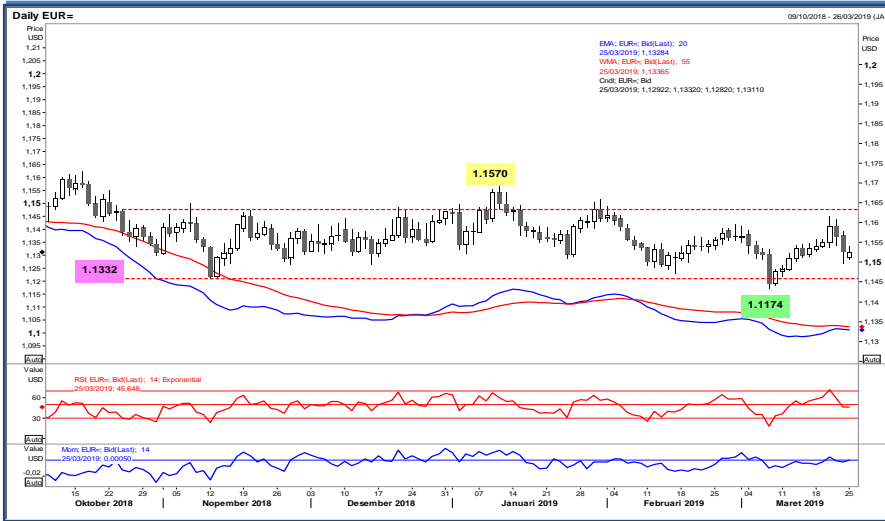
DATE	WIB	CTY	INDICATORS	PER	ACTUAL	FORECAST	PREV.	REV.
<b>Mon/25-Mar-19</b>	08:45	US	Fed's Evans Speaks on a Panel in Hong Kong					
	11:30	JP	All Industry Activity Index MoM	Jan	-0.2%	-0.4%	-0.4%	-0.6%
	12:00	US	Fed's Evans Gives Speech in Hong Kong					
	13:30	JP	BOJ Harada makes a speech at conference held by DIR					
	16:00	DE	Ifo Business Climate	Mar	99.6	98.5	98.5	
	16:00	DE	Ifo Current Assessment	Mar	103.8	102.9	103.4	
	16:00	DE	Ifo Expectations	Mar	95.6	94.0	93.8	
	17:00	US	Fed's Harker Speaks in London on Economic Outlook					
	19:30	US	Chicago Fed Nat Activity Index	Feb	-0.29	-0.38	-0.43	-0.25
	21:30	US	Dallas Fed Manf. Activity	Mar	8.3	8.9	13.1	
<b>Tue/26-Mar-19</b>	03:30	AU	RBA's Ellis gives speech in Sydney					
	04:45	NZ	Exports NZD	Feb		--	4.40b	
	04:45	NZ	Imports NZD	Feb		--	5.32b	
	04:45	NZ	Trade Balance 12 Mth YTD NZD	Feb		--	-6358m	
	04:45	NZ	Trade Balance NZD	Feb		--	-914m	
	06:50	JP	BOJ Summary of Opinions					
	06:50	JP	PPI Services YoY	Feb		1.2%	1.1%	
	07:30	US	Fed's Rosengren Speaks at Finance Conference in Hong Kong					
	14:00	DE	GfK Consumer Confidence	Apr		10.8	10.8	
	15:30	HK	Exports YoY	Feb		--	-0.4%	
	15:30	HK	Imports YoY	Feb		--	-6.0%	
	15:30	HK	Trade Balance HKD	Feb		--	-10.3b	
	16:30	GB	UK Finance Loans for Housing	Feb		--	40634	
	17:30	US	Fed's Evans Takes Part in a Moderated Q&A in Hong Kong					
	18:00	GB	BOE's Broadbent Speak on Statistics in London					
	18:00	EZ	Slovakia's central bank Governor Makuch Speaks in Bratislava					
	19:00	US	Fed's Harker Speaks in Frankfurt on Economic Outlook					
	19:30	US	Building Permits	Feb		1320k	1345k	
	19:30	US	Building Permits MoM	Feb		0.2%	1.4%	
	19:30	US	Housing Starts	Feb		1225k	1230k	
	19:30	US	Housing Starts MoM	Feb		-0.4%	18.6%	
	20:00	US	FHFA House Price Index MoM	Jan		0.4%	0.3%	
	20:00	US	S&P CoreLogic CS 20-City MoM SA	Jan		0.3%	0.19%	
	20:00	US	S&P CoreLogic CS 20-City NSA Index	Jan		--	212.96	
	20:00	US	S&P CoreLogic CS 20-City YoY NSA	Jan		--	4.18%	
	20:00	US	S&P CoreLogic CS US HPI NSA Index	Jan		--	205.35	
	20:00	US	S&P CoreLogic CS US HPI YoY NSA	Jan		--	4.72%	
	21:00	US	Conf. Board Consumer Confidence	Mar		132	131.4	
	21:00	US	Conf. Board Expectations	Mar		--	103.4	
	21:00	US	Conf. Board Present Situation	Mar		--	173.5	
21:00	US	Richmond Fed Manufact. Index	Mar		12	16		
<b>Wed/27-Mar-19</b>	02:00	US	Fed's Daly to Discuss Managing Inflation in Current Climate					
	04:00	KR	Consumer Confidence	Mar		--	99.5	
	06:00	AU	RBA's Kent takes part in Sydney panel					
	08:00	NZ	RBNZ Official Cash Rate	Mar-27		--	1.75%	
	08:30	CN	Industrial Profits YoY	Feb		--	-1.9%	
	27-Mar - 03-Apr	N/A	DE	Retail Sales MoM	Feb		-0.1%	3.3%
	27-Mar - 03-Apr	N/A	DE	Retail Sales YoY	Feb		2.8%	2.6%
	15:00	EZ	ECB President Mario Draghi Speaks in Frankfurt					
	15:00	EZ	ECB's Nowotny Speaks in Vienna					
	15:45	EZ	ECB Chief Economist Praet Speaks in Frankfurt					
	16:00	CH	Credit Suisse Survey Expectations	Mar		--	-16.6	
	16:00	CH	KOF Institute Spring Economic Forecast					
	17:00	EZ	ECB's Lautenschlaeger Participates in Panel in Vienna					
	17:45	EZ	ECB Vice President de Guindos Speaks in Frankfurt					
	18:00	GB	CBI Retailing Reported Sales	Mar		5	0	
	18:00	GB	CBI Total Dist. Reported Sales	Mar		--	14	
	19:30	US	Trade Balance	Jan		-\$57.3b	-\$59.8b	
	20:30	EZ	ECB Executive Board member Mersch Speaks in Frankfurt					
	21:00	US	Current Account Balance	4Q		-\$130.0b	-\$124.8b	
21:30	US	DOE Cushing OK Crude Inventory	Mar-22		--	-468k		
21:30	US	DOE U.S. Crude Oil Inventories	Mar-22		--	-9589k		

	21:30	US	DOE U.S. Distillate Inventory	Mar-22		--	-4127k	
	21:30	US	DOE U.S. Gasoline Inventories	Mar-22		--	-4587k	
	23:00	US	Revisions: Industrial Production and Capacity Utilization					
<b>Thu/28-Mar-19</b>	00:30	EZ	ECB's Villeroy de Galhau Speaks in Geneva					
	04:00	KR	Business Survey Manufacturing	Apr		--	76	
	04:00	KR	Business Survey Non-Manufacturing	Apr		--	75	
	04:30	US	Fed's George Speaks to Money Marketeers of New York					
	07:00	NZ	ANZ Activity Outlook	Mar		--	10.5	
	07:00	NZ	ANZ Business Confidence	Mar		--	-30.9	
	07:30	AU	Job vacancies	Feb		--	1.3%	
28-Mar - 03-Apr	N/A	GB	Nationwide House PX MoM	Mar		--	-0.1%	
28-Mar - 03-Apr	N/A	GB	Nationwide House Px NSA YoY	Mar		--	0.4%	
	16:10	EZ	ECB's Guindos Speaks in Frankfurt					
	17:00	EZ	Business Climate Indicator	Mar		--	0.69	
	17:00	CA	CFIB Business Barometer	Mar		--	59	
	17:00	EZ	Consumer Confidence	Mar F		--	--	
	17:00	EZ	Economic Confidence	Mar		--	106.1	
	17:00	EZ	Industrial Confidence	Mar		--	-0.4	
	17:00	EZ	Services Confidence	Mar		--	12.1	
	18:15	US	Fed's Quarles Speaks at ECB Conference in Frankfurt					
	19:00	EZ	Dutch Central Bank Governor Klaas Knot Speaks in Amsterdam					
	19:30	US	Continuing Claims	Mar-16		--	--	
	19:30	US	Core PCE QoQ	4Q T		--	1.7%	
	19:30	US	GDP Annualized QoQ	4Q T		2.4%	2.6%	
	19:30	US	GDP Price Index	4Q T		1.8%	1.8%	
	19:30	US	Initial Jobless Claims	Mar-23		--	--	
	19:30	US	Personal Consumption	4Q T		--	2.8%	
	19:40	EZ	Banque de France Governor Villeroy de Galhau Speaks in Paris					
	20:00	DE	CPI EU Harmonized MoM	Mar P		--	0.5%	
	20:00	DE	CPI EU Harmonized YoY	Mar P		1.7%	1.7%	
	20:00	DE	CPI MoM	Mar P		--	0.4%	
	20:00	DE	CPI YoY	Mar P		1.6%	1.5%	
	20:30	EZ	Federal Reserve Vice Chairman Clarida Speaks in Paris					
	20:30	US	Fed's Clarida Speaks at Bank of France Conference in Paris					
	21:00	US	Pending Home Sales MoM	Feb		0.5%	4.6%	
	21:00	US	Pending Home Sales NSA YoY	Feb		--	-3.2%	
	22:00	US	Kansas City Fed Manf. Activity	Mar		--	1	
	22:45	EZ	Irish central bank Deputy Governor Donnery Speaks in Paris					
	22:45	EZ	Riksbank Deputy Governor Skingsley Speaks in Paris					
<b>Fri/29-Mar-19</b>	00:15	US	Fed's Williams Visits Puerto Rico					
	04:00	NZ	ANZ Consumer Confidence Index	Mar		--	120.8	
	04:00	NZ	ANZ Consumer Confidence MoM	Mar		--	-0.7%	
	04:20	US	Fed's Bullard Speaks at Madison, Wisconsin					
	06:00	KR	Cyclical Leading Index Change	Feb		--	-0.4	
	06:00	KR	Industrial Production SA MoM	Feb		--	0.5%	
	06:00	KR	Industrial Production YoY	Feb		--	0.1%	
	06:30	JP	Jobless Rate	Feb		2.4%	2.5%	
	06:30	JP	Job-To-Applciant Ratio	Feb		1.64	1.63	
	06:50	JP	Industrial Production MoM	Feb P		1.0%	-3.4%	
	06:50	JP	Industrial Production YoY	Feb P		-1.0%	0.3%	
	06:50	JP	Retail Sales MoM	Feb P		--	-2.3%	
	06:50	JP	Retail Trade YoY	Feb		0.8%	0.6%	
	07:01	GB	GfK Consumer Confidence	Mar		-14	-13	
	07:01	GB	Lloyds Business Barometer	Mar		--	4	
	07:30	AU	Private Sector Credit MoM	Feb		0.2%	0.2%	
	07:30	AU	Private Sector Credit YoY	Feb		4.3%	4.3%	
	N/A	CN	BoP Current Account Balance	4Q F		--	\$54.6b	
	12:00	JP	Construction Orders YoY	Feb		--	19.8%	
	15:00	CH	KOF Leading Indicator	Mar		94	92.4	
	15:55	DE	Unemployment Change (000's)	Mar		--	-21k	
	15:55	DE	Unemployment Claims Rate SA	Mar		4.9%	5.0%	
	16:30	GB	Consumer Credit YoY	Feb		--	6.5%	
	16:30	GB	GDP QoQ	4Q F		--	0.2%	
	16:30	GB	GDP YoY	4Q F		--	1.3%	
	16:30	GB	Mortgage Approvals	Feb		--	66.8k	
	16:30	GB	Net Consumer Credit	Feb		--	1.1b	
	16:30	GB	Net Lending Sec. on Dwellings	Feb		--	3.7b	
	16:30	GB	Total Business Investment QoQ	4Q F		--	-1.4%	

	16:30	GB	Total Business Investment YoY	4Q F		--	-3.7%	
	16:45	EZ	ECB Executive Board member Coeure Speaks in Paris					
	17:00	EZ	CPI Core YoY	Mar A		--	1.0%	
	17:00	EZ	CPI Estimate YoY	Mar		--	1.5%	
	19:30	CA	GDP MoM	Jan		--	-0.1%	
	19:30	CA	GDP YoY	Jan		--	1.1%	
	19:30	CA	Industrial Product Price MoM	Feb		--	-0.3%	
	19:30	US	PCE Core MoM	Jan		0.2%	0.2%	
	19:30	US	PCE Core YoY	Jan		--	1.9%	
	19:30	US	PCE Deflator MoM	Jan		0.0%	0.1%	
	19:30	US	PCE Deflator YoY	Jan		--	1.7%	
	19:30	US	Personal Income	Feb		0.3%	-0.1%	
	19:30	US	Personal Spending	Jan		0.3%	-0.5%	
	19:30	US	Real Personal Spending	Jan		--	-0.6%	
	20:45	US	Chicago Purchasing Manager	Mar		61.7	64.7	
	21:00	US	New Home Sales	Feb		617k	607k	
	21:00	US	New Home Sales MoM	Feb		1.7%	-6.9%	
	21:00	US	U. of Mich. 1 Yr Inflation	Mar F		--	2.4%	
	21:00	US	U. of Mich. 5-10 Yr Inflation	Mar F		--	2.5%	
	21:00	US	U. of Mich. Current Conditions	Mar F		--	111.2	
	21:00	US	U. of Mich. Expectations	Mar F		--	89.2	
	21:00	US	U. of Mich. Sentiment	Mar F		97.8	97.8	
	23:45	US	Fed's Quarles Speaks in New York					
<b>Sat/30-Mar-19</b>	00:00	US	Baker Hughes U.S. Rig Count	Mar-29		--	--	
	N/A	GB	Parliament Brexit Vote					

## EUR/USD

Interest Rate: 0.00% (EU) / 2.25%-2.50% (US)



RESISTANCE	1.1380	
	1.1356	
	1.1333	
SUPPORT	1.1286	
	1.1262	
	1.1239	
SUGGESTION	BUY	1.1305
	SELL	---
	S/L	1.1260
	T/P:	1.1365 1.1395

DATE	OPEN	HIGH	LOW	RANGE	CLOSE	CHANGE	PREVIOUS
Mar 25	1.12946	1.13302	1.12879	42,3	1.13091	↑ 12,1	1.12970

WEEKLY		MARCH		2019	
HIGH	LOW	HIGH	LOW	HIGH	LOW
1.13302 (25/Mar)	1.12879 (25/Mar)	1.14470 (20/Mar)	1.11749 (07/Mar)	1.15685 (10/Jan)	1.11749(07/Mar)

## USDJPY

Interest Rate: 2.25%-2.50% (US) / -0.1% (JP)



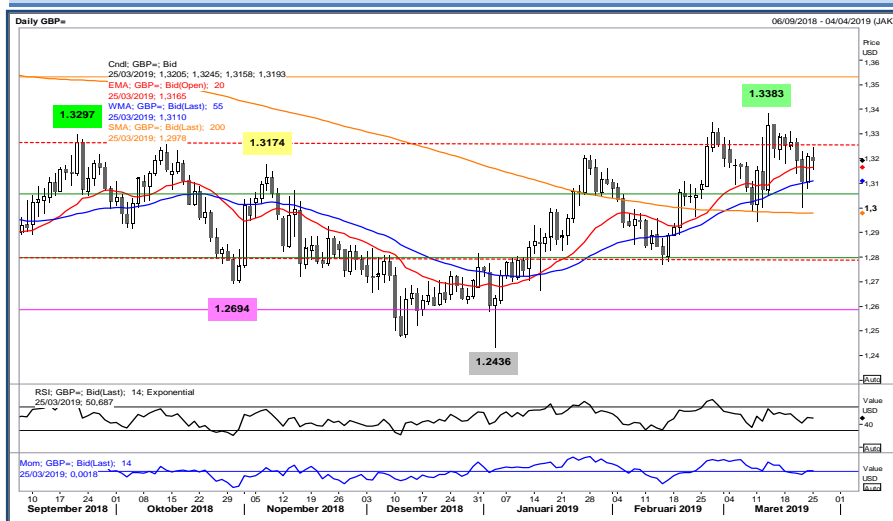
RESISTANCE	110.75	
	110.49	
	110.24	
SUPPORT	109.73	
	109.47	
	109.22	
SUGGESTION	BUY	---
	SELL	110.05
	S/L	110.50
	T/P:	109.40 109.15

DATE	OPEN	HIGH	LOW	RANGE	CLOSE	CHANGE	PREVIOUS
Mar 25	110.000	110.229	109.697	53,2	109.942	↓ 9	109.951

WEEKLY		MARCH		2019	
HIGH	LOW	HIGH	LOW	HIGH	LOW
110.229 (25/Mar)	109.697 (25/Mar)	112.125 (05/Mar)	109.729 (22/Mar)	112.125 (05/Mar)	106.542 (03/Jan)

## GBP/USD

Interest Rate: 0.75% (GB)/ 2.25%-2.50% (US)



RESISTANCE	1.3322	
	1.3283	
	1.3238	
SUPPORT	1.3154	
	1.3115	
	1.3070	
SUGGESTION	BUY	---
	SELL	1.3205
	S/L	1.3260
	T/P:	1.3135 1.3105

DATE	OPEN	HIGH	LOW	RANGE	CLOSE	CHANGE	PREVIOUS
Mar 25	1.32095	1.32457	1.31591	86,6	1.31687	↓ 28,5	1.31972

WEEKLY		MARCH		2019	
HIGH	LOW	HIGH	LOW	HIGH	LOW
1.32457 (25/Mar)	1.31591 (25/Mar)	1.33721 (13/Mar)	1.29598 (11/Mar)	1.33721 (13/Mar)	1.24651 (03/Jan)

## USD/CHF

Interest Rate: 2.25%-2.50% (US) / 1.25 to -0.25% (CH)



RESISTANCE	0.9985	
	0.9967	
	0.9946	
SUPPORT	0.9907	
	0.9889	
	0.9868	
SUGGESTION	BUY	---
	SELL	0.9935
	S/L	0.9975
	T/P:	0.9880 0.9855

DATE	OPEN	HIGH	LOW	RANGE	CLOSE	CHANGE	PREVIOUS
Mar 25	0.99370	0.99481	0.99089	39,2	0.99213	↓ 19,6	0.99409

WEEKLY		MARCH		2019	
HIGH	LOW	HIGH	LOW	HIGH	LOW
0.99481 (25/Mar)	0.99089 (25/Mar)	1.01231 (07/Mar)	0.98933 (20/Mar)	1.01231 (07/Mar)	0.97151 (10/Jan)

### AUD/USD

Interest Rate: 1.5% (AU)/ 2.25%-2.50% (US)



RESISTANCE	0.71813	
	0.71485	
	0.71298	
SUPPORT	0.70783	
	0.70455	
	0.70268	
SUGGESTION	BUY	0.7095
	SELL	---
	S/L	0.7045
	T/P:	0.7165 0.7195

DATE	OPEN	HIGH	LOW	RANGE	CLOSE	CHANGE	PREVIOUS
Mar 25	0.70758	0.71157	0.70642	51,5	0.71102	↑ 33,7	0.70765

WEEKLY		MARCH		2019	
HIGH	LOW	HIGH	LOW	HIGH	LOW
0.71157 (25/Mar)	0.70642 (25/Mar)	0.71670 (21/Mar)	0.70019 (08/Mar)	0.72941 (31/Jan)	0.68288 (03/Jan)

### NZD/USD

Interest Rate: 1.75% (NZ)/ 2.25%-2.50% (US)



RESISTANCE	0.69727	
	0.69451	
	0.69261	
SUPPORT	0.68795	
	0.68519	
	0.68329	
SUGGESTION	BUY	0.6895
	SELL	---
	S/L	0.6845
	T/P:	0.6965 0.6995

DATE	OPEN	HIGH	LOW	RANGE	CLOSE	CHANGE	PREVIOUS
Mar 25	0.68732	0.69176	0.68710	46,6	0.69039	↑ 30,0	0.68739

WEEKLY		MARCH		2019	
HIGH	LOW	HIGH	LOW	HIGH	LOW
0.69176 (25/Mar)	0.68710 (25/Mar)	0.69373 (21/Mar)	0.67437 (07/Mar)	0.69406 (01/Feb)	0.65894 (03/Jan)



## USD/CAD

Interest Rate: 2.25%-2.50% (US)/1.75% (CA)



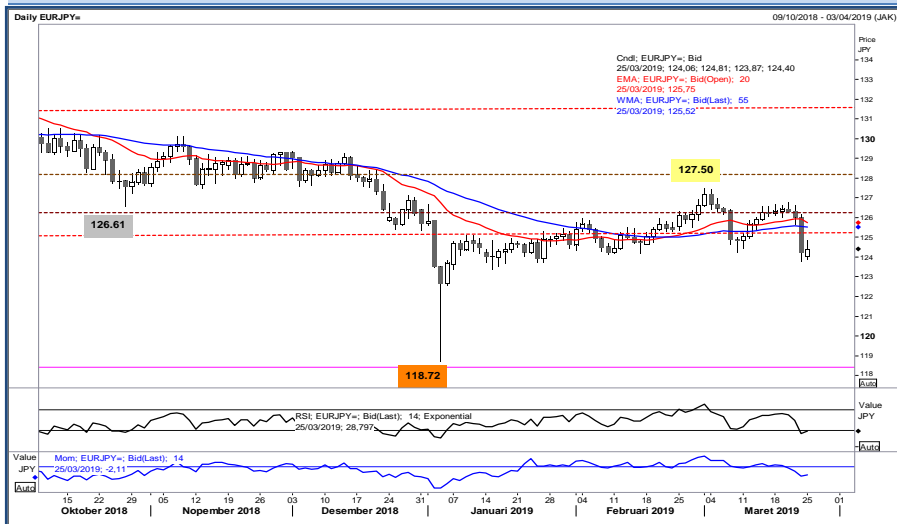
RESISTANCE	1.34755	
	1.34594	
	1.34302	
SUPPORT	1.33849	
	1.33688	
	1.33396	
SUGGESTION	BUY	---
	SELL	1.3415
	S/L	1.3465
	T/P:	1.3345 1.3315

DATE	OPEN	HIGH	LOW	RANGE	CLOSE	CHANGE	PREVIOUS
Mar 25	1.34247	1.34434	1.33981	45,3	1.33982	↓ 25,9	1.34241

WEEKLY		MARCH		2019	
HIGH	LOW	HIGH	LOW	HIGH	LOW
1.34434 (25/Mar)	1.33981 (25/Mar)	1.34663 (07/Mar)	1.31287 (01/Mar)	1.36613 (02/Jan)	1.30674 (01/Jan)

## EURJPY

Interest Rate: 0.00% (EU)/-0.1% (JP)



RESISTANCE	125.76	
	125.28	
	124.85	
SUPPORT	123.94	
	123.46	
	123.03	
SUGGESTION	BUY	124.25
	SELL	---
	S/L	123.75
	T/P:	124.95 125.25

DATE	OPEN	HIGH	LOW	RANGE	CLOSE	CHANGE	PREVIOUS
Mar 25	124.249	124.802	123.861	94,1	124.347	↑ 12,7	124.220

WEEKLY		MARCH		2019	
HIGH	LOW	HIGH	LOW	HIGH	LOW
124.802 (25/Mar)	123.861 (25/Mar)	127.483 (01/Mar)	123.804 (22/Mar)	127.483 (01/Mar)	120.755 (03/Jan)

### GOLD (XAU/USD)



RESISTANCE	1340.623	
	1332.517	
	1327.113	
SUPPORT	1313.603	
	1305.497	
	1300.093	
SUGGESTION	BUY	1319.00
	SELL	---
	S/L	1313.00
	T/P:	1327.00 1332.00

DATE	OPEN	HIGH	LOW	RANGE	CLOSE	CHANGE	PREVIOUS
Mar 25	1311.750	1324.410	1310.900	13.51	1321.710	↑ 9.23	1312.480

WEEKLY		MARCH		2019	
HIGH	LOW	HIGH	LOW	HIGH	LOW
1324.410 (25/Mar)	1310.900(25/Mar)	1324.410 (25/Mar)	1280.770 (07/Mar)	1346.640 (20/Feb)	1276.550 (04/Jan)

### SILVER (XAG/USD)



RESISTANCE	15.789	
	15.675	
	15.594	
SUPPORT	15.399	
	15.285	
	15.204	
SUGGESTION	BUY	15.45
	SELL	---
	S/L	15.35
	T/P:	15.65 15.75

DATE	OPEN	HIGH	LOW	RANGE	CLOSE	CHANGE	PREVIOUS
Mar 25	15.383	15.561	15.366	0.20	15.514	↑ 0.12	15.394

WEEKLY		MARCH		2019	
HIGH	LOW	HIGH	LOW	HIGH	LOW
15.561 (25/Mar)	15.366 (25/Mar)	15.614 (21/Mar)	14.955 (07/Mar)	16.191 (20/Feb)	14.955 (07/Mar)

**OIL WTI – CLK9/USD**  
(Exp. 22 Apr 2019)



RESISTANCE	60.69
	60.00
	59.53
SUPPORT	58.37
	57.68
	57.21
SUGGESTION	BUY 58.55
	SELL ---
	S/L 57.55
	T/P: 59.85 60.55

DATE	OPEN	HIGH	LOW	RANGE	CLOSE	CHANGE	PREVIOUS
Mar 25	58.89	59.32	58.16	1.16	59.06	↑ 0.11	58.95

WEEKLY		MARCH		2019	
HIGH	LOW	HIGH	LOW	HIGH	LOW
59.32 (25/Mar)	58.16 (25/Mar)	60.37 (21/Mar)	54.52 (08/Mar)	60.37 (21/Mar)	44.36 (02/Jan)



**DISCLAIMER:**

*The information contained above is intended to provide general information and does not constitute or purports to be a financial advice, investment advice, trading advice, or any other advice. Any strategies, views or opinions expressed above are not intended to be presented as an offer or solicitation for the purchase or sale of any financial instrument. Client should seek personal professional advice before making any decisions. The client should ensure that financial instruments are suitable for his/her own individual objectives, financial situation and investment needs. This report is prepared for the use of Alpha Gold Futures clients. The reproduction and redistribution of this material is strictly prohibited*