

Daily Outlook

GLOBAL MARKETS & ECONOMIES | WEEKLY ECONOMIC INDICATORS | CURRENCIES | PRECIOUS METAL | O I L |

GLOBAL ECONOMIES	<ul style="list-style-type: none"> • Japan's machinery orders posted their first monthly increase in four months in February due to improved demand from the energy and telecommunications sectors but weakening global conditions remain major challenges for the world's third-largest economy. • Australia's central bank is keeping a close eye on how the divergence between a seemingly slowing economy and a strong labour market resolves itself to help determine where policy rates are headed, a senior official said on Wednesday. • The European Central Bank kept its policy unchanged as expected on Wednesday, maintaining interest rates at record lows and keeping its guidance for steady interest rates this year despite a sharp slowdown in economic growth. • ECB President Mario Draghi raised the prospect of more support for the struggling euro zone economy on Wednesday if its slowdown persisted, saying the central bank had "plenty of instruments" with which to react. • Britain's Brexit-bound economy unexpectedly grew in February, helped by manufacturers rushing to meet orders from clients who are stockpiling goods ahead of the country's break from the European Union, official data showed. • European Union leaders will grant Prime Minister Theresa May a second delay to Brexit at an emergency summit on Wednesday but will argue over how long and on what terms as they struggle to end Britain's troublesome membership. • U.S. consumer prices increased by the most in 14 months in March, but the underlying inflation trend remained benign against the backdrop of slowing domestic and global economic growth. • Federal Reserve policymakers debated how to manage the U.S. central bank's massive holding of bonds while agreeing to be patient about any changes to interest rate policy, according to the minutes from their March 19-20 meeting. The minutes, released on Wednesday, show the Fed saw the U.S. economy weathering a global economic slowdown, and policymakers made clear they saw no recession for the United States in the new few years.
GLOBAL MARKETS	<ul style="list-style-type: none"> • The euro rose and world stock markets edged higher on Wednesday amid tame U.S. inflation data and as the European Central Bank left its ultra-easy policy stance unchanged but warned that economic risks remained to the downside. • ECB President Mario Draghi confirmed policymakers were considering whether measures are needed to mitigate the impact on European banks of the central bank's negative deposit rates.
FOREX	<p>The dollar and euro were little changed on Wednesday as the Federal Reserve and the European Central Bank hinted they are willing to leave interest rates alone amid signs of flagging growth and risk from trade tensions.</p> <p>Among major currencies, the Norwegian crown was the day's biggest gainer following stronger-than-expected inflation data that raised expectations of another interest rate hike from the central bank in the coming months.</p> <p>The Fed on Wednesday released the minutes on its March 19-20 meeting at which policy-makers signaled they would not raise rates in 2019 and they would stop shrinkage of its bond holdings by September.</p> <p>Earlier, President Mario Draghi underscored the risks facing the euro zone economy, reinforcing bets on possible further stimulus to prevent the region from slipping into recession. He was speaking at a press conference after a meeting where policy-makers left their easy policy unchanged.</p> <p>He also cited the risks from trade disputes to regional business activity after U.S. President Donald Trump threatened to impose tariffs on \$11 billion worth of European Union goods.</p> <p>In late U.S. trading, the euro was up 0.09% at \$1.1272 but was 0.09% lower at 125.085 yen.</p> <p>The greenback was bolstered earlier Wednesday by the latest reading of the U.S. consumer</p>

	<p>price index.</p> <p>The U.S. government's broadest inflation gauge rose 0.4% in March, the biggest monthly increase since January 2018, while the CPI core rate, which excludes volatile food and energy prices, edged up 0.1%, falling short of the 0.2% gain forecast by analysts polled by Reuters. The somewhat mixed CPI report soothed worries about price growth fading, but did not dispel the view the Federal Reserve may lower key U.S. interest rates by early 2020, analysts said.</p> <p>An index that tracks the greenback against a basket of currency was down 0.08% at 96.933. The dollar weakened to 2-1/2 week lows against the Norwegian crown, last down 0.72% at 8.4956.</p> <p>The euro fell to a near five-month low at 9.5768 crown.</p> <p>Norway's currency rose after the domestic core CPI for March came in at 2.7%, beating market expectations of a 2.5% increase.</p> <p>Just behind the crown was the Australian dollar which gained 0.61% at \$0.71665 after touching the highest levels in six weeks.</p>
<p>GOLD</p>	<p>Gold rose on Wednesday, lifted to their highest in almost two weeks as investors fretted about the global economy and trade tensions, and as the European Central Bank and the U.S. Federal Reserve showed signs that monetary policy will remain accommodative.</p> <p>Spot gold was up 0.4 percent at \$1,308.47 an ounce at 3:42 p.m EDT (1942 GMT). Prices hit their highest since March 28 at \$1,310.50 during the session. U.S. gold futures settled 0.4 percent higher at \$1,313.90.</p> <p>Gold drew support from political and economic worries such as the Brexit, U.S. politics and trade tensions between Washington and China and the Euro Zone, said George Gero, managing director at RBC Wealth Management.</p> <p>European Central Bank President Mario Draghi raised the prospect of more support for the struggling euro zone economy on Wednesday. Minutes of the Fed's latest meeting showed a patient stance on interest rate hikes. Analysts said these factors supported gold prices.</p> <p>Minutes of the Fed's March 19-20 meeting showed policy makers saw the U.S. economy weathering a global slowdown, with no recession for the United States in the next few years. Lower interest rates reduce the opportunity cost of holding non-yielding gold, which is seen as a safe haven during times of political and economic uncertainty.</p> <p>U.S. consumer prices increased in March by the most in more than a year, but underlying inflation remained benign against the backdrop of slowing domestic and global economic growth.</p> <p>World stocks inched up but remained below the six-month high reached earlier this week, as investors worried about U.S. President Donald Trump threatening more tariffs against the European Union.</p> <p>Holdings in the world's largest gold-backed exchange-traded fund, SPDR Gold Trust, fell for the seventh consecutive session on Tuesday and are at their lowest level since November. In other metals, spot platinum climbed 1.6 percent to \$901.25 an ounce. On Monday it touched its highest since last May at \$914.74. Palladium fell 0.1 percent to \$1,387.51, while silver firmed by 0.2 percent to \$15.24.</p>
<p>OIL</p>	<p>Oil futures climbed more than 1 percent on Wednesday after U.S. data showing a deep decline in gasoline stocks overrode a rise in crude inventories to 17-month highs, and as an OPEC report showed further tightening of Venezuela's crude supply.</p> <p>International benchmark Brent futures settled at \$71.73 a barrel, gaining \$1.12, or 1.59 percent, after hitting a five-month high of \$71.78 a barrel. U.S. West Texas Intermediate (WTI) crude oil futures settled at \$64.61 a barrel, rising 63 cents, or 0.98 percent, holding just below its strongest level since mid-November.</p> <p>U.S. crude stockpiles last week rose to their highest level since November 2017 as imports grew, while gasoline inventories posted the steepest drawdown since September 2017, the Energy Information Administration said.</p> <p>Crude inventories swelled by 7 million barrels last week, far surpassing forecasts for an increase of 2.3 million barrels. Gasoline stocks, however, fell 7.7 million barrels, more than triple the 2-million-barrel drop analysts had expected.</p>

U.S. sanctions on oil exporters Iran and Venezuela, as well as supply cuts by the Organization of the Petroleum Exporting Countries (OPEC) and allies including Russia, known as OPEC+, also boosted prices.

An OPEC monthly report released on Wednesday showed that Venezuela's oil output sank last month to a long-term low below 1 million barrels per day, due to U.S. sanctions and blackouts.

The figures could add to a debate within OPEC+ about whether to maintain oil supply cuts beyond June. A Russian official indicated this week that Moscow wanted to pump more, although OPEC has been saying the curbs must remain.

However, United Arab Emirates' energy minister said on Wednesday that Russia would not raise its output unless in coordination with the rest of the producer group.

Protests led to the resignation of Algeria's veteran president this month, and armed clashes have erupted near the Libyan capital, Tripoli, but political upheaval has yet to impact output in major North African producers.

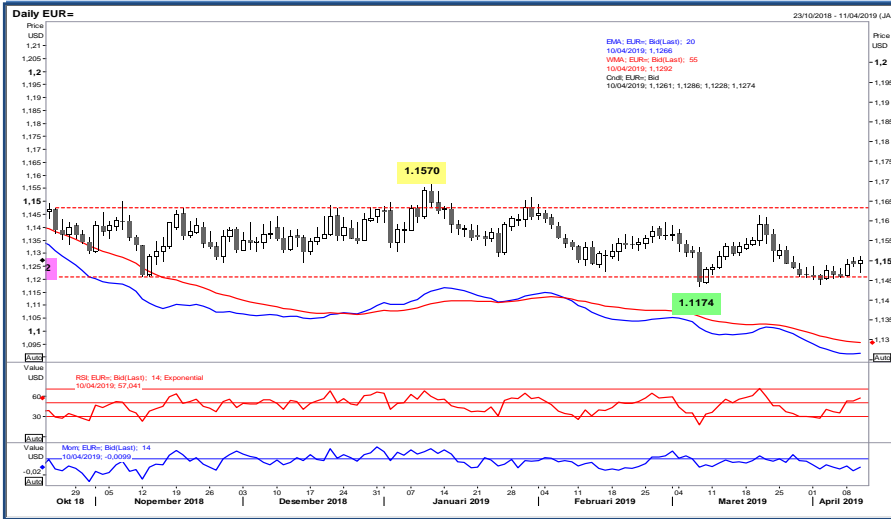
ECONOMIC INDICATORS

DATE	WIB	CTY	INDICATORS	PER	ACTUAL	FORECAST	PREV.	REV.
Mon/08-Apr-19	06:50	JP	BoP Current Account Adjusted	Feb P	¥1957.6b	¥1920.9b	¥1833.0b	
	06:50	JP	BoP Current Account Balance	Feb	¥2676.8b	¥2646.6b	¥600.4b	
	06:50	JP	Trade Balance BoP Basis	Feb P	¥489.2b	¥591.3b	-¥964.8b	
	07:30	JP	BOJ Kuroda make a short speech at Branch Managers' Meeting					
	N/A	JP	Eco Watchers Survey Current SA	Mar	44.8	47.6	47.5	
	N/A	JP	Eco Watchers Survey Outlook SA	Mar	48.6	49.2	48.9	
	12:00	JP	Consumer Confidence Index	Mar	40.5	41.5	41.5	
	13:00	DE	Current Account Balance	Feb	16.3b	19.0b	18.3b	18.8b
	13:00	DE	Exports SA MoM	Feb	-1.3%	0.4%	0.0%	0.1%
	13:00	DE	Imports SA MoM	Feb	-1.6%	-0.7%	1.5%	1.4%
	13:00	DE	Trade Balance	Feb	17.9b	16.0b	14.5b	14.6b
	15:30	EZ	Sentix Investor Confidence	Apr	-0.3	-2.0	-2.2	
	21:00	US	Cap Goods Orders Nondef Ex Air	Feb F	-0.1%	--	-0.1%	
	21:00	US	Cap Goods Ship Nondef Ex Air	Feb F	-0.1%	--	0.0%	
	21:00	US	Durable Goods Orders	Feb F	-1.6%	-1.6%	-1.6%	
	21:00	US	Durables Ex Transportation	Feb F	-0.1%	0.1%	0.1%	
	21:00	US	Factory Orders	Feb	-0.5%	-0.5%	0.1%	
	21:00	US	Factory Orders Ex Trans	Feb	0.3%	--	-0.1%	
	22:45	EZ	ECB's Villeroy speaks in Paris					
Tue/09-Apr-19	08:30	AU	Home Loans MoM	Feb	0.8%	0.5%	-1.2%	
	08:30	AU	Investment Lending	Feb	0.9%	-1.0%	-4.1%	
	08:30	AU	Owner-Occupier Loan Value MoM	Feb	3.4%	1.0%	-1.3%	
	12:45	CH	Unemployment Rate	Mar	2.5%	2.5%	2.7%	
	12:45	CH	Unemployment Rate SA	Mar	2.4%	2.4%	2.4%	
	17:00	US	NFIB Small Business Optimism	Mar	101.8	102.0	101.7	
Wed/10-Apr-19	05:45	US	Clarida Speaks at Fed Listens Event in Minneapolis					
	06:00	KR	Unemployment rate SA	Mar	3.8%	3.9%	3.7%	
	06:50	JP	Bank Lending Ex-Trusts YoY	Mar	2.5%	--	2.4%	
	06:50	JP	Bank Lending Incl Trusts YoY	Mar	2.5%	--	2.3%	
	06:50	JP	Core Machine Orders MoM	Feb	1.8%	2.8%	-5.4%	
	06:50	JP	Core Machine Orders YoY	Feb	-5.5%	-4.6%	-2.9%	
	06:50	JP	PPI MoM	Mar	0.3%	0.2%	0.2%	0.3%
	06:50	JP	PPI YoY	Mar	1.3%	1.0%	0.8%	0.9%
	07:30	AU	Westpac Consumer Conf Index	Apr	100.7	--	98.8	
	07:30	AU	Westpac Consumer Conf SA MoM	Apr	1.9%	--	-4.8%	
	09:30	AU	RBA's Debelle Gives Speech in Adelaide					
	13:00	JP	Machine Tool Orders YoY	Mar P	-28.5%	--	-29.3%	

	13:15	JP	BOJ Kuroda makes a speech at Trust Bank Association annual meet					
	15:30	GB	Construction Output SA MoM	Feb	0.4%	-0.3%	2.8%	3.5%
	15:30	GB	Construction Output SA YoY	Feb	3.3%	2.2%	1.8%	2.2%
	15:30	GB	GDP (MoM)	Feb	0.2%	0.0%	0.5%	
	15:30	GB	Index of Services 3M/3M	Feb	0.4%	0.4%	0.5%	
	15:30	GB	Index of Services MoM	Feb	0.1%	0.1%	0.3%	
	15:30	GB	Industrial Production MoM	Feb	0.6%	0.1%	0.6%	0.7%
	15:30	GB	Industrial Production YoY	Feb	0.1%	-0.8%	-0.9%	-0.3%
	15:30	GB	Manufacturing Production MoM	Feb	0.9%	0.2%	0.8%	1.1%
	15:30	GB	Manufacturing Production YoY	Feb	0.6%	-0.7%	-1.1%	-0.7%
	15:30	GB	Monthly GDP 3M/3M Change	Feb	0.3%	0.2%	0.2%	0.3%
	15:30	GB	Trade Balance	Feb	£4860m	£3900m	£3825m	£5345m
	15:30	GB	Trade Balance Non EU GBP/Mn	Feb	£5841m	£4500m	£4977m	£6558m
	15:30	GB	Visible Trade Balance GBP/Mn	Feb	£14112m	£12851m	£13084m	£14623m
	18:45	EZ	ECB Deposit Facility Rate	Apr-10	0.4%	0.4%	-0.4%	
	18:45	EZ	ECB Main Refinancing Rate	Apr-10	0.0%	0.0%	0.0%	
	18:45	EZ	ECB Marginal Lending Facility	Apr-10	0.25%	0.25%	0.25%	
	19:30	US	CPI Core Index SA	Mar	261.374	261.465	260.989	
	19:30	US	CPI Ex Food and Energy MoM	Mar	0.1%	0.2%	0.1%	
	19:30	US	CPI Ex Food and Energy YoY	Mar	2.0%	2.1%	2.1%	
	19:30	US	CPI Index NSA	Mar	254.202	254.167	252.776	
	19:30	US	CPI MoM	Mar	0.4%	0.4%	0.2%	
	19:30	US	CPI YoY	Mar	1.9%	1.8%	1.5%	
	19:30	EZ	ECB's Draghi Speaks in Frankfurt After Policy Decision					
	19:30	US	Real Avg Hourly Earning YoY	Mar	1.3%	--	1.9%	
	19:30	US	Real Avg Weekly Earnings YoY	Mar	1.3%	--	1.6%	
	21:30	US	DOE Cushing OK Crude Inventory	Apr-05	-1133k	--	201k	
	21:30	US	DOE U.S. Crude Oil Inventories	Apr-05	7029k	2500k	7238k	
	21:30	US	DOE U.S. Distillate Inventory	Apr-05	-116k	-1050k	-1998k	
	21:30	US	DOE U.S. Gasoline Inventories	Apr-05	-7710k	-2150k	-1781k	
Thu/11-Apr-19	01:00	US	FOMC Meeting Minutes	Mar-20				
	01:00	US	Monthly Budget Statement	Mar	-\$146.9b	-\$181.0b	-\$208.7b	
	06:01	GB	RICS House Price Balance	Mar		--	-28%	
	07:00	AU	Consumer Inflation Expectation	Apr		--	4.1%	
	08:30	CN	CPI YoY	Mar		2.4%	1.5%	
	08:30	CN	PPI YoY	Mar		0.4%	0.1%	
11-Apr - 18-Apr	N/A	CN	Foreign Direct Investment YoY CNY	Mar		--	6.6%	
	13:00	DE	CPI EU Harmonized MoM	Mar F		0.5%	0.5%	
	13:00	DE	CPI EU Harmonized YoY	Mar F		1.4%	1.4%	
	13:00	DE	CPI MoM	Mar F		0.4%	0.4%	
	13:00	DE	CPI YoY	Mar F		1.3%	1.3%	
	19:30	US	Continuing Claims	Mar-30		--	--	
	19:30	US	Initial Jobless Claims	Apr-06		--	--	
	19:30	US	PPI Ex Food and Energy MoM	Mar		0.2%	0.1%	
	19:30	US	PPI Ex Food and Energy YoY	Mar		2.5%	2.5%	
	19:30	US	PPI Ex Food, Energy, Trade MoM	Mar		0.2%	0.1%	
	19:30	US	PPI Ex Food, Energy, Trade YoY	Mar		--	2.3%	
	19:30	US	PPI Final Demand MoM	Mar		0.3%	0.1%	
	19:30	US	PPI Final Demand YoY	Mar		1.9%	1.9%	
	20:30	US	Fed's Clarida Speaks at Annual IIF Meeting in Washington					
	All Day	All	OPEC Meeting					
Fri/12-Apr-19	05:30	NZ	BusinessNZ Manufacturing PMI	Mar		--	53.7	
	08:30	AU	RBA Financial Stability Review					
	N/A	CN	Exports YoY	Mar		3.7%	-20.7%	
	N/A	CN	Exports YoY CNY	Mar		5.8%	-16.6%	
	N/A	CN	Imports YoY	Mar		-2.5%	-5.2%	
	N/A	CN	Imports YoY CNY	Mar		1.0%	-0.3%	
	N/A	CN	Trade Balance	Mar		\$5.50b	\$4.12b	
	N/A	CN	Trade Balance CNY	Mar		0.00b	34.46b	
	16:00	EZ	Industrial Production SA MoM	Feb		--	1.4%	
	16:00	EZ	Industrial Production WDA YoY	Feb		--	-1.1%	
	21:00	US	U. of Mich. 1 Yr Inflation	Apr P		--	2.5%	
	21:00	US	U. of Mich. 5-10 Yr Inflation	Apr P		--	2.5%	
	21:00	US	U. of Mich. Current Conditions	Apr P		--	113.3	
	21:00	US	U. of Mich. Expectations	Apr P		--	88.8	
	21:00	US	U. of Mich. Sentiment	Apr P		98	98.4	
Sat/13-Apr-19	00:00	US	Baker Hughes U.S. Rig Count	Apr-12		--	--	

EUR/USD

Interest Rate: 0.00% (EU) / 2.25%-2.50% (US)



RESISTANCE	1.13551	
	1.13209	
	1.12966	
SUPPORT	1.12381	
	1.12039	
	1.11796	
SUGGESTION	BUY	1.1265
	SELL	---
	S/L	1.1220
	T/P:	1.1330 1.1355

DATE	OPEN	HIGH	LOW	RANGE	CLOSE	CHANGE	PREVIOUS
Apr 10	1.12632	1.12868	1.12283	58,5	1.12723	↑ 11,9	1.12604

WEEKLY		APRIL		2019	
HIGH	LOW	HIGH	LOW	HIGH	LOW
1.12868 (10/Apr)	1.12136 (08/Apr)	1.12868 (10/Apr)	1.11825 (02/Apr)	1.15685 (10/Jan)	1.11749 (07/Mar)

USDJPY

Interest Rate: 2.25%-2.50% (US) / -0.1% (JP)



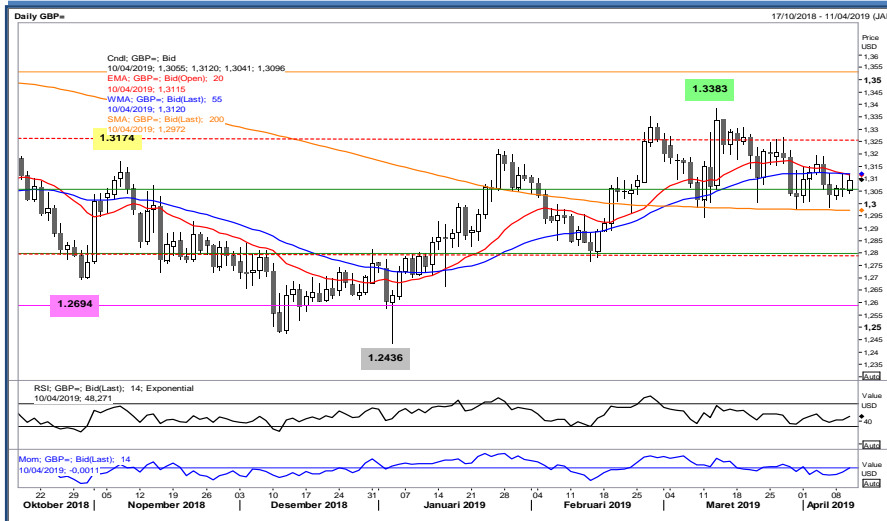
RESISTANCE	111.645	
	111.456	
	111.209	
SUPPORT	110.773	
	110.584	
	110.337	
SUGGESTION	BUY	----
	SELL	111.00
	S/L	111.40
	T/P:	110.45 110.20

DATE	OPEN	HIGH	LOW	RANGE	CLOSE	CHANGE	PREVIOUS
Apr 10	111.125	111.268	110.832	43,6	110.962	↓ 15,4	111.116

WEEKLY		APRIL		2019	
HIGH	LOW	HIGH	LOW	HIGH	LOW
111.720 (08/Apr)	110.832 (10/Apr)	111.811 (05/Apr)	110.799 (01/Apr)	112.125 (05/Mar)	106.542 (03/Jan)

GBP/USD

Interest Rate: 0.75% (GB) / 2.25%-2.50% (US)



RESISTANCE	1.31893	
	1.31542	
	1.31172	
SUPPORT	1.30451	
	1.30100	
	1.29730	
SUGGESTION	BUY	---
	SELL	1.3095
	S/L	1.3145
	T/P:	1.3025 1.2995

DATE	OPEN	HIGH	LOW	RANGE	CLOSE	CHANGE	PREVIOUS
Apr 10	1.30534	1.31191	1.30470	72,1	1.30803	↑ 43,9	1.30364

WEEKLY		APRIL		2019	
HIGH	LOW	HIGH	LOW	HIGH	LOW
1.31206 (09/Apr)	1.30300 (09/Apr)	1.31954 (03/Apr)	1.29862 (05/Apr)	1.33721 (13/Mar)	1.24651 (03/Jan)

USD/CHF

Interest Rate: 2.25%-2.50% (US) / 1.25 to -0.25% (CH)



RESISTANCE	1.00838	
	1.00580	
	1.00408	
SUPPORT	0.99978	
	0.99720	
	0.99548	
SUGGESTION	BUY	1.0010
	SELL	---
	S/L	0.9970
	T/P:	1.0065 1.0090

DATE	OPEN	HIGH	LOW	RANGE	CLOSE	CHANGE	PREVIOUS
Apr 10	0.99965	1.00323	0.99893	43,0	1.00236	↑ 28,9	0.99947

WEEKLY		APRIL		2019	
HIGH	LOW	HIGH	LOW	HIGH	LOW
1.00323 (10/Apr)	0.99768 (08/Apr)	1.00323 (10/Apr)	0.99293 (01/Apr)	1.01231 (07/Mar)	0.97151 (10/Jan)

AUD/USD

Interest Rate: 1.5% (AU)/ 2.25%-2.50% (US)



RESISTANCE	0.72572	
	0.72154	
	0.71916	
SUPPORT	0.71260	
	0.70842	
	0.70604	
SUGGESTION	BUY	0.7155
	SELL	---
	S/L	0.7105
	T/P:	0.7225 0.7255

DATE	OPEN	HIGH	LOW	RANGE	CLOSE	CHANGE	PREVIOUS
Apr 10	0.71224	0.71736	0.71080	65,6	0.71674	↑ 46,0	0.71214

WEEKLY		APRIL		2019	
HIGH	LOW	HIGH	LOW	HIGH	LOW
0.71736 (10/Apr)	0.70864 (08/Apr)	0.71736 (10/Apr)	0.70514 (02/Apr)	0.72941 (31/Jan)	0.68288 (03/Jan)

NZD/USD

Interest Rate: 1.75% (NZ)/ 2.25%-2.50% (US)



RESISTANCE	0.68125	
	0.67926	
	0.67765	
SUPPORT	0.67405	
	0.67206	
	0.67045	
SUGGESTION	BUY	0.6750
	SELL	---
	S/L	0.6700
	T/P:	0.6820 0.6850

DATE	OPEN	HIGH	LOW	RANGE	CLOSE	CHANGE	PREVIOUS
Apr 10	0.67414	0.67728	0.67368	36,0	0.67614	↑ 20,2	0.67412

WEEKLY		APRIL		2019	
HIGH	LOW	HIGH	LOW	HIGH	LOW
0.67728 (10/Apr)	0.67209 (08/Apr)	0.68362 (01/Apr)	0.67172 (05/Apr)	0.69406 (01/Feb)	0.65894 (03/Jan)

USD/CAD

Interest Rate: 2.25%-2.50% (US)/1.75% (CA)



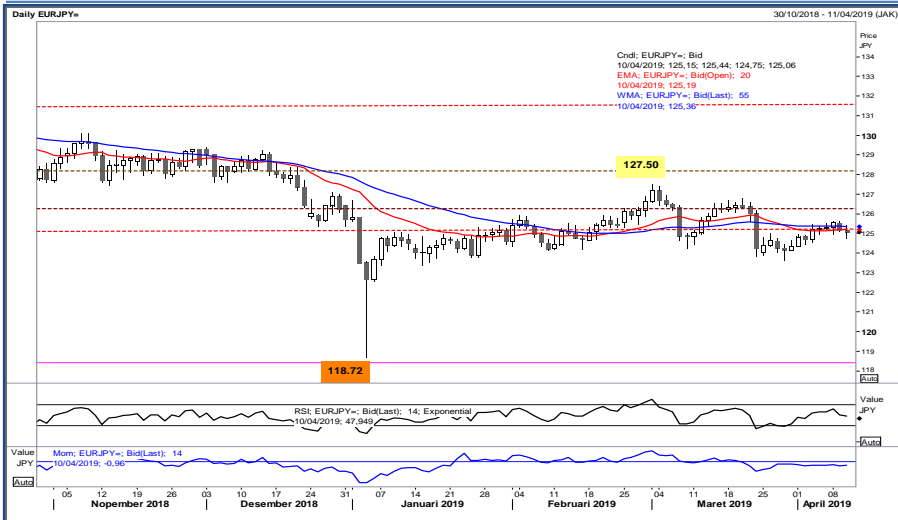
RESISTANCE	1.34052	
	1.33819	
	1.33516	
SUPPORT	1.32980	
	1.32747	
	1.32444	
SUGGESTION	BUY	---
	SELL	1.3320
	S/L	1.3370
	T/P:	1.3250 1.3220

DATE	OPEN	HIGH	LOW	RANGE	CLOSE	CHANGE	PREVIOUS
Apr 10	1.33271	1.33586	1.33050	53,6	1.33086	↓ 9,0	1.33176

WEEKLY		APRIL		2019	
HIGH	LOW	HIGH	LOW	HIGH	LOW
1.33847 (08/Apr)	1.32828 (09/Apr)	1.34007 (05/Apr)	1.32828 (09/Apr)	1.36613 (02/Jan)	1.30674 (01/Feb)

EURJPY

Interest Rate: 0.00% (EU)/-0.1% (JP)



RESISTANCE	126.059	
	125.749	
	125.380	
SUPPORT	124.701	
	124.391	
	124.022	
SUGGESTION	BUY	---
	SELL	125.15
	S/L	125.65
	T/P:	124.45 124.15

DATE	OPEN	HIGH	LOW	RANGE	CLOSE	CHANGE	PREVIOUS
Apr 10	125.168	125.439	124.760	67,9	125.012	↓ 12,2	125.134

WEEKLY		APRIL		2019	
HIGH	LOW	HIGH	LOW	HIGH	LOW
125.603 (09/Apr)	124.760 (10/Apr)	125.603 (09/Apr)	124.420 (01/Apr)	127.483 (01/Mar)	120.755 (03/Jan)

GOLD (XAU/USD)



RESISTANCE	1321.590	
	1316.040	
	1311.970	
SUPPORT	1302.350	
	1296.800	
	1292.730	
SUGGESTION	BUY	1306.00
	SELL	---
	S/L	1300.00
	T/P:	1314.00 1319.00

DATE	OPEN	HIGH	LOW	RANGE	CLOSE	CHANGE	PREVIOUS
Apr 10	1304.010	1310.490	1300.870	9.62	1307.910	↑ 3.98	1303.930

WEEKLY		APRIL		2019	
HIGH	LOW	HIGH	LOW	HIGH	LOW
1310.490 (10/Apr)	1291.360 (08/Apr)	1310.490 (10/Apr)	1280.800 (04/Apr)	1346.640 (20/Feb)	1276.550 (04/Jan)

SILVER (XAG/USD)



RESISTANCE	15.424	
	15.348	
	15.279	
SUPPORT	15.134	
	15.058	
	14.989	
SUGGESTION	BUY	15.15
	SELL	---
	S/L	15.05
	T/P:	15.35 15.45

DATE	OPEN	HIGH	LOW	RANGE	CLOSE	CHANGE	PREVIOUS
Apr 10	15.202	15.272	15.127	0.15	15.209	↑ 0.01	15.197

WEEKLY		APRIL		2019	
HIGH	LOW	HIGH	LOW	HIGH	LOW
15.320 (09/Apr)	15.095 (08/Apr)	15.320 (09/Apr)	14.878 (04/Apr)	16.191 (20/Feb)	14.917 (02/Apr)

OIL WTI – CLK9/USD
(Exp. 22 Apr 2019)



DATE	OPEN	HIGH	LOW	RANGE	CLOSE	CHANGE	PREVIOUS
Apr 10	64.20	64.68	64.04	0.64	64.45	↑ 0.24	64.21

WEEKLY		APRIL		2019	
HIGH	LOW	HIGH	LOW	HIGH	LOW
64.77 (09/Apr)	63.12 (08/Apr)	64.77 (09/Apr)	60.27 (01/Apr)	64.77 (09/Apr)	44.36 (02/Jan)



DISCLAIMER:

The information contained above is intended to provide general information and does not constitute or purports to be a financial advice, investment advice, trading advice, or any other advice. Any strategies, views or opinions expressed above are not intended to be presented as an offer or solicitation for the purchase or sale of any financial instrument. Client should seek personal professional advice before making any decisions. The client should ensure that financial instruments are suitable for his/her own individual objectives, financial situation and investment needs. This report is prepared for the use of Alpha Gold Futures clients. The reproduction and redistribution of this material is strictly prohibited