

## Daily Outlook

GLOBAL MARKETS & ECONOMIES | WEEKLY ECONOMIC INDICATORS | CURRENCIES | PRECIOUS METAL | O I L |

<p><b>GLOBAL ECONOMIES</b></p>	<ul style="list-style-type: none"> <li>• Factory activity in China expanded for a second straight month in April but at a much slower pace than expected, an official survey showed on Tuesday, suggesting the economy is still struggling for traction despite a flurry of support measures.</li> <li>• U.S. Treasury Secretary Steven Mnuchin said on Tuesday that he hopes to make "substantial progress" with Chinese negotiators in the next two rounds of trade talks, as the world's two largest economies look for ways to end their bruising trade war.</li> <li>• New Zealand business sentiment remained gloomy in April, an ANZ Bank survey showed on Thursday, pointing to a weaker economic growth and giving further ammunition central bank policymakers considering cutting interest rates.</li> <li>• The euro zone economy grew more than expected in the first quarter, rebounding from a slump in the second half of 2018, while unemployment fell to its lowest in more than a decade, data showed on Tuesday.</li> <li>• British consumers were unruffled by the latest twists and turns in the country's Brexit drama and companies have dialled down their worry levels, two surveys published on Tuesday showed.</li> <li>• Britain's main opposition Labour Party meets on Tuesday to hammer out its position on whether to demand a second referendum on any Brexit deal as part of its campaign for the European parliament election next month.</li> <li>• German annual inflation accelerated to 2.1 percent in April, exceeding the European Central Bank's target for the first time since November, data showed on Tuesday, suggesting little need for further monetary easing.</li> <li>• Canada's sluggish economy unexpectedly shrank in February as bad weather hurt rail shipments of key commodities, Statistics Canada said on Tuesday, but analysts predicted a modest recovery in March.</li> <li>• Bank of Canada Governor Stephen Poloz on Tuesday said that while the Canadian economy currently faced some headwinds, there was good reason to believe growth would accelerate in the second half of this year.</li> <li>• U.S. labor costs increased steadily in the first quarter as a jump in transportation and manufacturing wages was offset by small gains elsewhere, pointing to moderate inflation pressures even as the labor market tightens.</li> </ul>
<p><b>GLOBAL MARKETS</b></p>	<ul style="list-style-type: none"> <li>• Global equity markets edged higher on Tuesday as the Dow and S&amp;P 500 indexes erased early lows caused by weak Chinese business surveys and a tumble in shares of Google parent Alphabet, while the euro strengthened on the heels of data that showed euro zone growth topped expectations.</li> <li>• Major U.S. indexes were able to move off their lows, however, after Senate Democratic Leader Chuck Schumer said U.S. President Donald Trump agreed with Democratic leaders to spend \$2 trillion on infrastructure and White House chief of staff Mick Mulvaney said talks between the United States and China aimed at resolving their trade dispute will likely be resolved "one way or the other" in the next two weeks.</li> <li>• Investors were looking ahead to a policy statement from the Federal Reserve on Wednesday and payrolls data at the end of the week. The Fed is largely expected to leave U.S. interest rates unchanged as it seeks to balance solid economic growth against low inflation.</li> </ul>
<p><b>FOREX</b></p>	<p>The euro climbed to a one-week high against the dollar on Tuesday after first-quarter economic growth figures in the euro zone beat market expectations, dispelling some pessimism over the economic bloc's common currency.</p> <p>Mixed U.S. data and caution ahead of a two-day Federal Reserve meeting pushed the dollar further away from a near two-year high.</p> <p>Euro zone economic growth accelerated to 0.4% in the first three months of 2019, recovering from a slump in the second half of last year, data showed on Tuesday.</p> <p>The stronger-than-forecast data offset a disappointing manufacturing PMI survey this month</p>

	<p>and cautious comments from European Central Bank policy-makers which raised concerns that the broader economy is struggling to gain traction.</p> <p>Higher-than-expected growth figures could squeeze some hedge funds who have been amassing large short positions in the euro, worth a net \$14.8 billion in the week to April 23. In late U.S. trading, the euro was 0.3% higher at \$1.1219 after the euro zone growth data. The currency ended up 0.01% in April, shaving its year-to-date loss against the greenback to 2.17%.</p> <p>An index that tracks the dollar against the euro, yen, sterling and three other currencies was down 0.38% at 97.489, paring its monthly gain to 0.2%. It hit a 23-month high at 98.330 last Friday.</p> <p>Earlier Tuesday, data showed U.S. labor costs grew 0.7% in the first quarter, reinforcing the notion that wage pressure would stay tame even although hiring has remained strong, the Labor Department said.</p> <p>Moreover, U.S. Midwest factory activity unexpectedly fell in April to its weakest since January 2017, according to an index from MNI and the Institute for Supply Management-Chicago. Analysts expect no policy changes coming out of the Fed's two-day policy meeting, which ends on Wednesday, but investors want to hear how Fed Chairman Jerome Powell resolves the divergence between solid economic growth and slowing inflation.</p> <p>Trading volume was muted by Japanese markets being closed for the Golden Week holiday. Activity will likely drop off further on Wednesday when China and much of Europe will be off for the May Day holiday.</p> <p>The Japanese yen rallied to a three-week high after China's official Purchasing Managers' Index dipped to 50.1 April. It was up 0.26% at 111.355 yen per dollar, reducing its month-to-date loss to 0.483%.</p>
<p><b>GOLD</b></p>	<p>Gold prices firmed on Tuesday as the dollar slipped to a one-week low, making bullion more attractive, with investors awaiting the Federal Reserve's interest rate decision this week to gauge the outlook for U.S. monetary policy.</p> <p>Spot gold rose 0.3 percent to \$1,283.66 per ounce as of 2:59 p.m. EDT (1859 GMT). U.S. gold futures settled up 0.3 percent at \$1,285.70 an ounce.</p> <p>However, the metal was down about 0.6 percent so far this month, on track for its third consecutive monthly decline.</p> <p>The dollar index, which tracks the greenback against major currencies, fell to its lowest level since April 23. The U.S. currency is down 0.4 percent, which could be its biggest daily percentage decline in more than three weeks.</p> <p>Investors are looking to the Federal Reserve's two-day policy meeting for clues on the outlook for U.S. interest rates. A decision on rates will be announced on Wednesday. The U.S. central bank last month abandoned expectations of any rate hikes this year.</p> <p>Interest rate futures traders are currently pricing in a 61 percent chance of an interest rate cut by December, according to the CME Group's FedWatch Tool.</p> <p>Lower interest rates decrease the opportunity cost of holding nonyielding bullion and weigh on the dollar, making gold cheaper for investors holding other currencies.</p> <p>The yellow metal, often seen as an alternative investment during times of political and financial uncertainty, earlier rose as much as 0.5 percent after disappointing factory activity data from China decreased investor appetite for higher-risk assets.</p> <p>In other precious metals, silver gained about 0.4 percent to \$14.96 per ounce, but was on track for its third straight monthly percentage decline. Platinum fell about 1 percent to \$885, but was up over 4-1/2 percent so far this month.</p> <p>Palladium jumped 1.2 percent to \$1,387.01 an ounce, after touching its lowest level in nearly two weeks at \$1,354 earlier in the session. The metal slumped more than 6 percent on Monday.</p>
<p><b>OIL</b></p>	<p>Oil prices pared their gains on Tuesday, after global benchmark Brent crude rose above \$73 a barrel, as the market grew less worried that a rebellion against Venezuelan President Nicolas Maduro would hit the country's crude exports.</p> <p>Brent crude futures hit a session high of \$73.27 per barrel and settled 76 cents, or 1.1 percent, higher at \$72.80. Last week, Brent hit a six-month high above \$75.</p>

U.S. crude futures closed at \$63.91, up 41 cents, or 0.7 percent, on the day, after hitting a session high at \$64.75.

Prices rose after Venezuelan opposition leader Juan Guaido called for military backing to end Maduro's rule, but pared gains after the government said state-run oil company PDVSA's operations were not disrupted and top military leaders remained loyal.

OPEC member Venezuela's oil exports have already been reduced by U.S. sanctions on PDVSA and an economic crisis, helping to curb the Organization of the Petroleum Exporting Countries' production to a four-year low, according to a Reuters survey.

Earlier, crude prices drew support when Saudi Arabia Energy Minister Khalid al-Falih said a deal between producers to cut output could be extended to the end of 2019. U.S. President Donald Trump has pressured OPEC to raise output as Washington has tightened sanctions against Iran.

OPEC and other allies led by Russia have agreed to cut output by around 1.2 million bpd for six months until the end of June. The group meets in Vienna on June 25-26 to decide on next steps.

Also supporting prices was government data showing that U.S. crude production fell in February for the second month in a row, sliding 87,000 barrels per day (bpd) to 11.7 million bpd.

Rising output to record levels has made the U.S. the top global oil producer, helping to boost domestic crude stocks to their highest since October 2017.

U.S. crude stockpiles were forecast to have added to those levels last week, a Reuters poll showed ahead of weekly data from industry group the American Petroleum Institute at 4:30 p.m. EDT (2030 GMT) on Tuesday, and from the Energy Information Administration on Wednesday.

### ECONOMIC INDICATORS

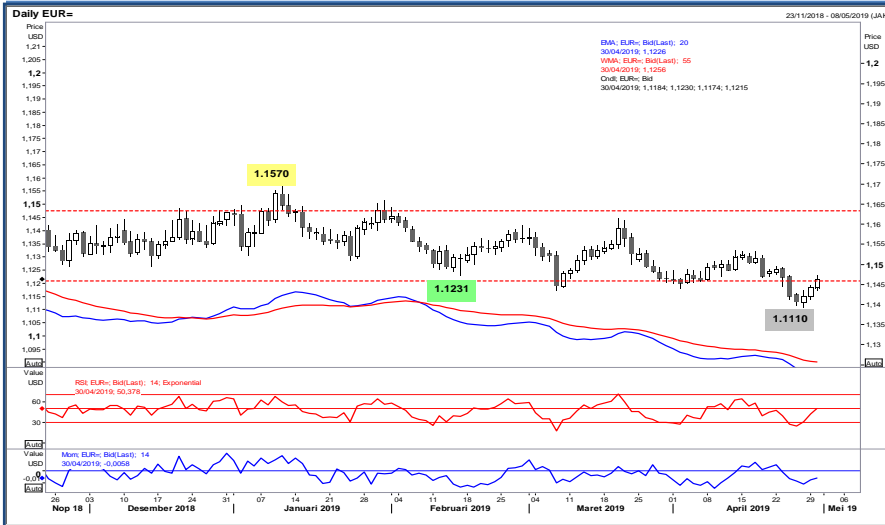
DATE	WIB	CTY	INDICATORS	PER	ACTUAL	FORECAST	PREV.	REV.
28-Apr - 03-May	N/A	GB	Nationwide House PX MoM	Apr		0.1%	0.2%	
28-Apr - 03-May	N/A	GB	Nationwide House Px NSA YoY	Apr		0.7%	0.7%	
<b>Mon/29-Apr-19</b>	All	JP	<b>Bank Holiday (Showa Day)</b>					
	15:10	GB	Bank of England Governor Carney Speaks in London					
	15:30	HK	Exports YoY	Mar	-1.2%	-2.6%	-6.9%	
	15:30	HK	Imports YoY	Mar	-0.1%	-5.0%	-3.8%	
	15:30	HK	Trade Balance HKD	Mar	H\$-59.2b	H\$-54.0b	H\$-48.8b	
	16:00	EZ	Business Climate Indicator	Apr	0.42	0.49	0.53	0.54
	16:00	EZ	Consumer Confidence	Apr F	-7.9	-7.9	-7.9	-7.2
	16:00	EZ	Economic Confidence	Apr	104.0	105.0	105.5	105.6
	16:00	EZ	Industrial Confidence	Apr	-4.1	-2.0	-1.7	-1.6
	16:00	EZ	Services Confidence	Apr	11.5	11.1	11.3	11.5
29-Apr - 03-May	N/A	DE	Retail Sales MoM	Mar		-0.2%	0.9%	
29-Apr - 03-May	N/A	DE	Retail Sales YoY	Mar		3.0%	4.7%	
	19:30	US	BEA Releases March income/spending (includes Feb. outlays)					
	19:30	US	PCE Core Deflator MoM	Mar	0.0%	0.1%	0.1%	
	19:30	US	PCE Core Deflator YoY	Mar	1.6%	1.7%	1.7%	
	19:30	US	PCE Deflator MoM	Mar	0.2%	0.3%	0.1%	
	19:30	US	PCE Deflator YoY	Mar	1.5%	1.6%	1.3%	
	19:30	US	Personal Income	Mar	0.1%	0.4%	0.2%	
	19:30	US	Personal Spending	Mar	0.9%	0.7%	0.1%	
	19:30	US	Real Personal Spending	Mar	0.7%	0.5%	0.0%	
	21:30	US	Dallas Fed Manf. Activity	Apr	2.0	10.0	8.3	
	21:30	US	Revisions: Dallas Fed Manufacturing					
<b>Tue/30-Apr-19</b>	04:00	KR	Business Survey Manufacturing	May	75	71	76	73
	04:00	KR	Business Survey Non-Manufacturing	May		--	76	
	All	JP	<b>Bank Holiday (Abdication Day)</b>					
	06:00	KR	Cyclical Leading Index Change	Mar		--	-0.3	
	06:00	KR	Industrial Production SA MoM	Mar	1.4%	1.0%	-2.6%	
	06:00	KR	Industrial Production YoY	Mar	-2.8%	-0.8%	-2.7%	
	06:01	GB	GfK Consumer Confidence	Apr	-13	-13	-13	
	06:01	GB	Lloyds Business Barometer	Apr	14	--	10	
	08:00	NZ	ANZ Activity Outlook	Apr	7.1	--	6.3	
	08:00	NZ	ANZ Business Confidence	Apr	-37.5	--	-38	
	08:00	CN	Composite PMI	Apr	53.4	--	54	
	08:00	CN	Manufacturing PMI	Apr	50.1	50.5	50.5	
	08:00	CN	Non-manufacturing PMI	Apr	54.3	54.9	54.8	
	08:30	AU	Private Sector Credit MoM	Mar	0.3%	0.3%	0.3%	
	08:30	AU	Private Sector Credit YoY	Mar	3.9%	4.0%	4.2%	4.1%
	13:00	DE	GfK Consumer Confidence	May	10.4	10.3	10.4	
	14:00	CH	KOF Leading Indicator	Apr	96.2	97.0	97.4	
	14:40	GB	BOE Deputy Governor Ramsden Speaks in London					
	14:55	DE	Unemployment Change (000's)	Apr	-12k	-5k	-7k	
	14:55	DE	Unemployment Claims Rate SA	Apr	4.9%	4.9%	4.9%	
	16:00	EZ	GDP SA QoQ	1Q A	0.4%	0.3%	0.2%	
	16:00	EZ	GDP SA YoY	1Q A	1.2%	1.1%	1.1%	
	16:00	EZ	Unemployment Rate	Mar	7.7%	7.8%	7.8%	
	19:00	DE	CPI EU Harmonized MoM	Apr P	1.0%	0.2%	0.5%	
	19:00	DE	CPI EU Harmonized YoY	Apr P	2.1%	1.4%	1.4%	
	19:00	DE	CPI MoM	Apr P	1.0%	0.5%	0.4%	
	19:00	DE	CPI YoY	Apr P	2.0%	1.5%	1.3%	
	19:30	US	Employment Cost Index	1Q	0.7%	0.7%	0.7%	
	19:30	CA	GDP MoM	Feb	-0.1%	0.0%	0.3%	
	19:30	CA	GDP YoY	Feb	1.1%	1.4%	1.6%	
	19:30	CA	Industrial Product Price MoM	Mar	1.3%	--	0.3%	
	20:00	US	S&P CoreLogic CS 20-City MoM SA	Feb	0.2%	0.2%	0.11%	0.09%
	20:00	US	S&P CoreLogic CS 20-City NSA Index	Feb	212.70	213.08	212.41	212.27
	20:00	US	S&P CoreLogic CS 20-City YoY NSA	Feb	3.00%	2.95%	3.58%	3.51%
	20:00	US	S&P CoreLogic CS US HPI NSA Index	Feb	204.04	--	204.71	204.62
	20:00	US	S&P CoreLogic CS US HPI YoY NSA	Feb	4.01%	3.90%	4.26%	4.22%
	20:45	US	MNI Chicago PMI	Apr	52.6	58.5	58.7	
	21:00	US	Conf. Board Consumer Confidence	Apr	129.2	126.8	124.1	
	21:00	US	Conf. Board Expectations	Apr	103.0	--	99.8	
	21:00	US	Conf. Board Present Situation	Apr	168.3	--	160.6	163.0
	21:00	US	Pending Home Sales MoM	Mar	3.5%	1.5%	-1.0%	

	21:00	US	Pending Home Sales NSA YoY	Mar	-3.2%	-4.0%	-5.0%	
<b>Wed/01-May-19</b>	05:30	AU	AIG Perf of Mfg Index	Apr		--	51	
	05:45	NZ	Average Hourly Earnings QoQ	1Q		0.8%	1.0%	
	05:45	NZ	Employment Change QoQ	1Q		0.5%	0.1%	
	05:45	NZ	Employment Change YoY	1Q		2.2%	2.3%	
	05:45	NZ	Participation Rate	1Q		70.9%	70.9%	
	05:45	NZ	Pvt Wages Ex Overtime QoQ	1Q		0.5%	0.5%	
	05:45	NZ	Pvt Wages Inc Overtime QoQ	1Q		0.5%	0.5%	
	05:45	NZ	Unemployment Rate	1Q		4.3%	4.3%	
	All	CN	<b>Bank Holiday (Labour Day)</b>					
	All	CH	<b>Bank Holiday (Labour Day)</b>					
	All	DE	<b>Bank Holiday (Labour Day)</b>					
	All	JP	<b>Bank Holiday (Coronation Day)</b>					
	06:00	AU	CBA Australia PMI Mfg	Apr F		--	51	
	07:00	AU	CoreLogic House Px MoM	Apr		--	-0.7%	
	07:00	KR	Exports YoY	Apr		--	-8.2%	
	07:00	KR	Imports YoY	Apr		--	-6.7%	
	07:00	KR	Trade Balance	Apr		--	\$5222m	
	07:30	JP	Nikkei Japan PMI Mfg	Apr F		--	49.5	
	13:30	AU	Commodity Index AUD	Apr		--	123	
	13:30	AU	Commodity Index SDR YoY	Apr		--	11.0%	
	13:30	AU	Commodity Index SDR YoY	Apr		--	11.0%	
	15:30	EZ	ECB Vice President Guindos Speaks in London					
	15:30	GB	Markit UK PMI Manufacturing SA	Apr		--	55.1	
15:30	GB	Mortgage Approvals	Mar		--	64.3k		
15:30	GB	Net Consumer Credit	Mar		--	1.1b		
15:30	GB	Net Lending Sec. on Dwellings	Mar		--	3.5b		
19:15	US	ADP Employment Change	Apr		183k	129k		
19:30	CA	MLI Leading Indicator MoM	Mar		--	0.0%		
20:15	GB	BOE Court Chair Fried Speaks Before Lawmakers						
20:30	CA	Markit Canada Manufacturing PMI	Apr		--	50.5		
20:45	US	Markit US Manufacturing PMI	Apr F		--	52.4		
21:00	US	Construction Spending MoM	Mar		0.3%	1.0%		
21:00	US	ISM Employment	Apr		--	57.5		
21:00	US	ISM Manufacturing	Apr		55	55.3		
21:00	US	ISM New Orders	Apr		--	57.4		
21:00	US	ISM Prices Paid	Apr		--	54.3		
21:30	US	DOE Cushing OK Crude Inventory	Apr-26		--	463k		
21:30	US	DOE U.S. Crude Oil Inventories	Apr-26		--	5479k		
21:30	US	DOE U.S. Distillate Inventory	Apr-26		--	-662k		
21:30	US	DOE U.S. Gasoline Inventories	Apr-26		--	-2129k		
<b>Thu/02-May-19</b>	01:00	US	FOMC Rate Decision (Lower Bound)	May-01		2.25%	2.25%	
	01:00	US	FOMC Rate Decision (Upper Bound)	May-01		2.50%	2.50%	
	01:00	US	Interest Rate on Excess Reserves	May-02		--	2.40%	
			Fed Chair Powell Holds Press Conference After FOMC Meeting					
	All	CN	<b>Bank Holiday (Labour Day)</b>					
	All	JP	<b>Bank Holiday (National Holiday)</b>					
	06:00	KR	CPI Core YoY	Apr		--	0.9%	
	06:00	KR	CPI MoM	Apr		--	-0.2%	
	06:00	KR	CPI YoY	Apr		--	0.4%	
	07:30	KR	Nikkei South Korea PMI Mfg	Apr		--	48.8	
	08:45	CN	Caixin China PMI Mfg	Apr		51	50.8	
	12:00	GB	U.K. Local Elections					
	13:30	CH	Retail Sales Real YoY	Mar		--	-0.2%	
	14:30	CH	PMI Manufacturing	Apr		--	50.3	
	14:55	DE	Markit/BME Germany Manufacturing PMI	Apr F		--	44.5	
	15:00	EZ	Markit Eurozone Manufacturing PMI	Apr F		--	47.8	
	15:30	HK	GDP SA QoQ	1Q		--	-0.3%	
	15:30	HK	GDP YoY	1Q		--	1.3%	
	15:30	GB	Markit/CIPS UK Construction PMI	Apr		--	49.7	
	18:00	GB	Bank of England Bank Rate	May-02		--	0.75%	
	18:00	GB	Bank of England Inflation Report					
	18:00	GB	BOE Asset Purchase Target	May		--	435b	
	18:00	GB	BOE Corporate Bond Target	May		--	10b	
18:30	GB	BOE's Carney speaks at press conference in London						
19:30	US	Continuing Claims	Apr-20		--	--		
19:30	US	Initial Jobless Claims	Apr-27		--	--		
19:30	US	Nonfarm Productivity	1Q P		1.0%	1.9%		
19:30	US	Unit Labor Costs	1Q P		2.3%	2.0%		
21:00	US	Cap Goods Orders Nondef Ex Air	Mar F		--	--		
21:00	US	Cap Goods Ship Nondef Ex Air	Mar F		--	--		

	21:00	US	Durable Goods Orders	Mar F		--	--	
	21:00	US	Durables Ex Transportation	Mar F		--	--	
	21:00	US	Factory Orders	Mar		0.6%	-0.5%	
	21:00	US	Factory Orders Ex Trans	Mar		--	0.3%	
<b>Fri/03-May-19</b>	05:30	AU	AiG Perf of Services Index	Apr		--	44.8	
	All	CN	<b>Bank Holiday (Labour Day)</b>					
	06:00	AU	CBA Australia PMI Composite	Apr F		--	50.6	
	06:00	AU	CBA Australia PMI Services	Apr F		--	50.5	
	All	JP	<b>Bank Holiday (Constitution Memorial Day)</b>					
	08:30	AU	Building Approvals MoM	Mar		--	19.1%	
	08:30	AU	Building Approvals YoY	Mar		--	-12.5%	
	12:45	CH	SECO Consumer Confidence	Apr		--	-4	
	13:30	CH	CPI Core YoY	Apr		--	0.5%	
	13:30	CH	CPI EU Harmonized MoM	Apr		--	0.3%	
	13:30	CH	CPI EU Harmonized YoY	Apr		--	0.7%	
	13:30	CH	CPI MoM	Apr		--	0.5%	
	13:30	CH	CPI YoY	Apr		--	0.7%	
	15:30	GB	Markit/CIPS UK Composite PMI	Apr		--	50	
	15:30	GB	Markit/CIPS UK Services PMI	Apr		--	48.9	
	15:30	GB	Official Reserves Changes	Apr		--	-\$172m	
	15:30	HK	Retail Sales Value YoY	Mar		--	-10.1%	
	15:30	HK	Retail Sales Volume YoY	Mar		--	-10.4%	
	16:00	EZ	CPI Core YoY	Apr A		--	0.8%	
	16:00	EZ	CPI Estimate YoY	Apr		--	1.4%	
	16:00	EZ	PPI MoM	Mar		--	0.1%	
	16:00	EZ	PPI YoY	Mar		--	3.0%	
	19:30	US	Advance Goods Trade Balance	Mar		-\$73.8b	--	
	19:30	US	Average Hourly Earnings MoM	Apr		0.3%	0.1%	
	19:30	US	Average Hourly Earnings YoY	Apr		3.3%	3.2%	
	19:30	US	Average Weekly Hours All Employees	Apr		34.5	34.5	
	19:30	US	Change in Manufact. Payrolls	Apr		17k	-6k	
	19:30	US	Change in Nonfarm Payrolls	Apr		185k	196k	
	19:30	US	Change in Private Payrolls	Apr		180k	182k	
	19:30	US	Labor Force Participation Rate	Apr		--	63.0%	
	19:30	US	Retail Inventories MoM	Mar		--	--	
	19:30	US	Two-Month Payroll Net Revision	Apr		--	14k	
	19:30	US	Underemployment Rate	Apr		--	7.3%	
	19:30	US	Unemployment Rate	Apr		3.8%	3.8%	
	19:30	US	Wholesale Inventories MoM	Mar P		--	0.2%	
	20:45	US	Markit US Composite PMI	Apr F		--	52.8	
	20:45	US	Markit US Services PMI	Apr F		--	52.9	
	21:00	US	ISM Non-Manufacturing Index	Apr		57.3	56.1	
	21:15	US	Fed's Evans Speaks at NABE International Forum in Stockholm					
	22:30	US	Fed's Clarida Speaks at Hoover Institute Policy Conference					
<b>Sat/04-May-19</b>	00:00	US	Baker Hughes U.S. Rig Count	May-03		--	--	
	00:45	US	Fed's Williams Speaks at Hoover Institute Policy Conference					
	06:45	US	Fed's Bullard, Daly, Kaplan and Mester Speak at Hoover Event					

## EUR/USD

Interest Rate: 0.00% (EU)/ 2.25%-2.50% (US)



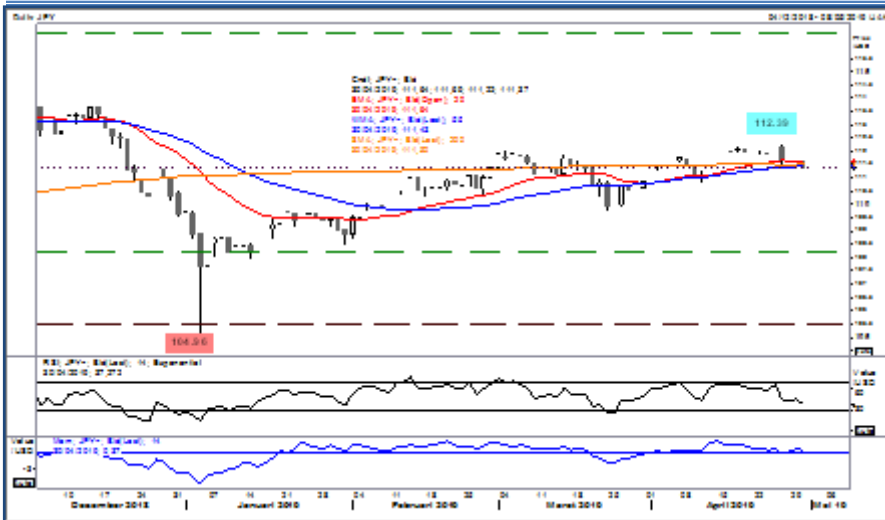
RESISTANCE	1.12894	
	1.12586	
	1.12361	
SUPPORT	1.11828	
	1.11520	
	1.11295	
SUGGESTION	BUY	1.1205
	SELL	---
	S/L	1.1160
	T/P:	1.1270 1.1295

DATE	OPEN	HIGH	LOW	RANGE	CLOSE	CHANGE	PREVIOUS
Apr 30	1.11818	1.12278	1.11745	53,3	1.12136	↑ 30,3	1.11833

WEEKLY		APRIL		2019	
HIGH	LOW	HIGH	LOW	HIGH	LOW
1.12278 (30/Apr)	1.11439 (29/Apr)	1.13226 (12/Apr)	1.11101 (26/Apr)	1.15685 (10/Jan)	1.11101 (26/Apr)

## USDJPY

Interest Rate: 2.25%-2.50% (US)/-0.1% (JP)



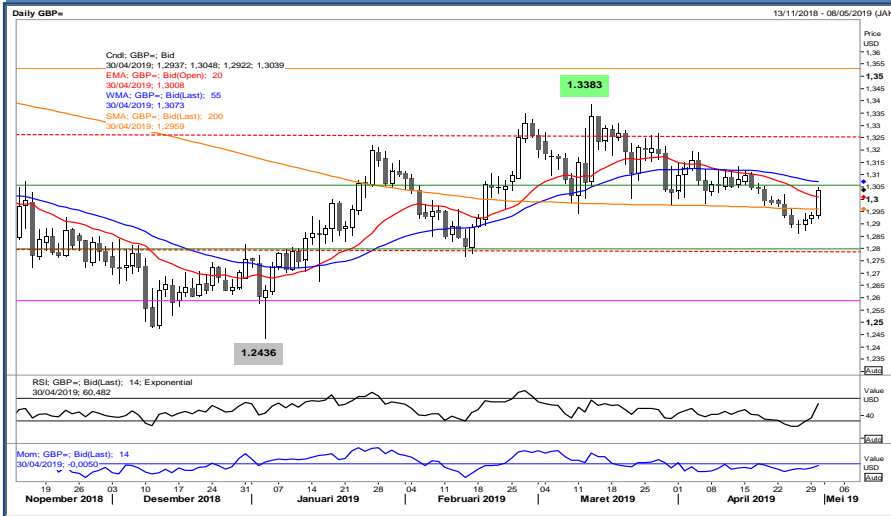
RESISTANCE	112.102	
	111.890	
	111.648	
SUPPORT	111.194	
	110.982	
	110.740	
SUGGESTION	BUY	----
	SELL	111.50
	S/L	111.90
	T/P:	110.85 110.60

DATE	OPEN	HIGH	LOW	RANGE	CLOSE	CHANGE	PREVIOUS
Apr 30	111.640	111.678	111.224	45,4	111.406	↓ 22,7	111.633

WEEKLY		APRIL		2019	
HIGH	LOW	HIGH	LOW	HIGH	LOW
111.887 (29/Apr)	111.224 (30/Apr)	112.388 (24/Apr)	110.799 (01/Apr)	112.388 (24/Apr)	106.542 (03/Jan)

## GBP/USD

Interest Rate: 0.75% (GB)/ 2.25%-2.50% (US)



RESISTANCE	1.31966	
	1.31223	
	1.30743	
SUPPORT	1.29520	
	1.28777	
	1.28297	
SUGGESTION	BUY	1.3015
	SELL	---
	S/L	1.2965
	T/P:	1.3085 1.3115

DATE	OPEN	HIGH	LOW	RANGE	CLOSE	CHANGE	PREVIOUS
Apr 30	1.29264	1.30480	1.29257	122,3	1.30263	↑ 104,3	1.29220

WEEKLY		APRIL		2019	
HIGH	LOW	HIGH	LOW	HIGH	LOW
1.30480 (30/Apr)	1.29042 (29/Apr)	1.31954 (03/Apr)	1.28651 (25/Apr)	1.33721 (13/Mar)	1.24651 (03/Jan)

## USD/CHF

Interest Rate: 2.25%-2.50% (US) / 1.25 to -0.25% (CH)



RESISTANCE	1.02343	
	1.02187	
	1.02040	
SUPPORT	1.01737	
	1.01581	
	1.01434	
SUGGESTION	BUY	---
	SELL	1.0195
	S/L	1.0235
	T/P:	1.0140 1.0115

DATE	OPEN	HIGH	LOW	RANGE	CLOSE	CHANGE	PREVIOUS
Apr 30	1.01890	1.02031	1.01728	30,3	1.01893	↓ 5,7	1.01950

WEEKLY		APRIL		2019	
HIGH	LOW	HIGH	LOW	HIGH	LOW
1.02146 (29/Apr)	1.01728 (30/Apr)	1.02358 (26/Apr)	0.99293 (01/Apr)	1.02358 (26/Apr)	0.97151 (10/Jan)



### AUD/USD

Interest Rate: 1.5% (AU)/ 2.25%-2.50% (US)



RESISTANCE	0.71075	
	0.70877	
	0.70694	
SUPPORT	0.70313	
	0.70115	
	0.69932	
SUGGESTION	BUY	---
	SELL	0.7055
	S/L	0.7105
	T/P:	0.6985 0.6955

DATE	OPEN	HIGH	LOW	RANGE	CLOSE	CHANGE	PREVIOUS
Apr 30	0.70539	0.70679	0.70298	38,1	0.70437	↓ 9,0	0.70527

WEEKLY		APRIL		2019	
HIGH	LOW	HIGH	LOW	HIGH	LOW
0.70679 (30/Apr)	0.70298 (30/Apr)	0.72048 (17/Apr)	0.69869 (25/Apr)	0.72941 (31/Jan)	0.68288 (03/Jan)

### NZD/USD

Interest Rate: 1.75% (NZ)/ 2.25%-2.50% (US)



RESISTANCE	0.67215	
	0.67027	
	0.66911	
SUPPORT	0.66607	
	0.66419	
	0.66303	
SUGGESTION	BUY	0.6665
	SELL	---
	S/L	0.6615
	T/P:	0.6735 0.6765

DATE	OPEN	HIGH	LOW	RANGE	CLOSE	CHANGE	PREVIOUS
Apr 30	0.66648	0.66839	0.66535	30,4	0.66636	↑ 6,5	0.66571

WEEKLY		APRIL		2019	
HIGH	LOW	HIGH	LOW	HIGH	LOW
0.66839 (30/Apr)	0.66535 (30/Apr)	0.68362 (01/Apr)	0.65790 (25/Apr)	0.69406 (01/Feb)	0.65790 (25/Apr)

## USD/CAD

Interest Rate: 2.25%-2.50% (US)/1.75% (CA)



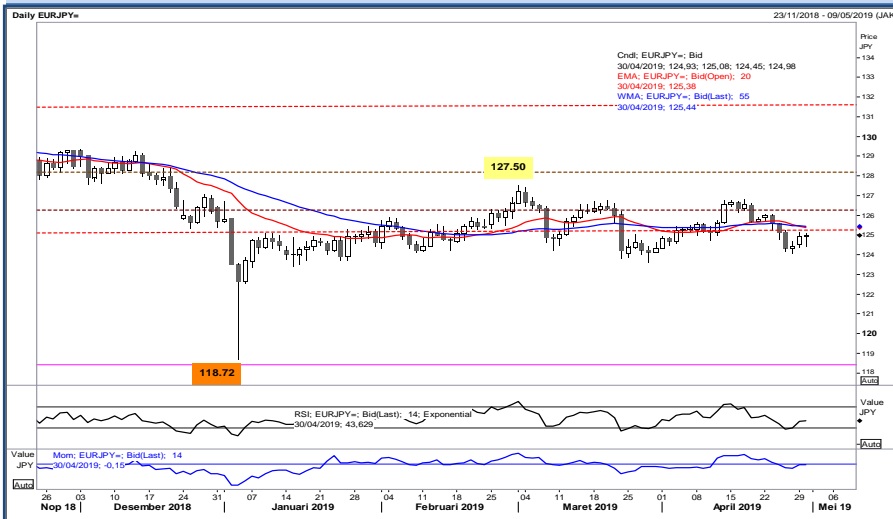
RESISTANCE	1.35524	
	1.35158	
	1.34531	
SUPPORT	1.33538	
	1.33172	
	1.32545	
SUGGESTION	BUY	---
	SELL	1.3400
	S/L	1.3450
	T/P:	1.3330 1.3300

DATE	OPEN	HIGH	LOW	RANGE	CLOSE	CHANGE	PREVIOUS
Apr 30	1.34529	1.34792	1.33799	99,3	1.33868	↓ 69,2	1.34560

WEEKLY		APRIL		2019	
HIGH	LOW	HIGH	LOW	HIGH	LOW
1.34792 (30/Apr)	1.33799 (30/Apr)	1.35201 (24/Apr)	1.32734 (17/Apr)	1.36613 (02/Jan)	1.30674 (01/Feb)

## EURJPY

Interest Rate: 0.00% (EU)/-0.1% (JP)



RESISTANCE	125.838	
	125.455	
	125.222	
SUPPORT	124.606	
	124.223	
	123.990	
SUGGESTION	BUY	124.90
	SELL	----
	S/L	124.40
	T/P:	125.60 125.90

DATE	OPEN	HIGH	LOW	RANGE	CLOSE	CHANGE	PREVIOUS
Apr 30	124.897	125.073	124.457	61,6	124.989	↑ 9,2	124.897

WEEKLY		APRIL		2019	
HIGH	LOW	HIGH	LOW	HIGH	LOW
125.079 (29/Apr)	124.453 (29/Apr)	126.790 (17/Apr)	124.073 (26/Apr)	127.483 (01/Mar)	120.755 (03/Jan)

### GOLD (XAU/USD)



RESISTANCE	1292.917	
	1283.503	
	1286.507	
SUPPORT	1280.097	
	1276.683	
	1273.687	
SUGGESTION	BUY	1282.00
	SELL	---
	S/L	1276.00
	T/P:	1290.00 1295.00

DATE	OPEN	HIGH	LOW	RANGE	CLOSE	CHANGE	PREVIOUS
Apr 30	1279.720	1286.090	1279.680	6.41	1283.330	↑ 3.66	1279.670

WEEKLY		APRIL		2019	
HIGH	LOW	HIGH	LOW	HIGH	LOW
1286.520 (29/Apr)	1277.980 (29/Apr)	1310.490 (10/Apr)	1266.190 (23/Apr)	1346.640 (20/Feb)	1266.190 (23/Apr)

### SILVER (XAG/USD)



RESISTANCE	15.207	
	15.098	
	15.014	
SUPPORT	14.821	
	14.712	
	14.628	
SUGGESTION	BUY	14.85
	SELL	---
	S/L	14.75
	T/P:	15.05 15.15

DATE	OPEN	HIGH	LOW	RANGE	CLOSE	CHANGE	PREVIOUS
Apr 30	14.892	14.989	14.796	0.19	14.928	↑ 0.04	14.888

WEEKLY		APRIL		2019	
HIGH	LOW	HIGH	LOW	HIGH	LOW
15.041 (29/Apr)	14.796 (30/Apr)	15.320 (09/Apr)	14.729 (23/Apr)	16.191 (20/Feb)	14.729 (23/Apr)

**OIL WTI – CLM9/USD**  
(Exp. 21 May 2019)



<b>RESISTANCE</b>	65.86	
	65.30	
	64.41	
<b>SUPPORT</b>	62.96	
	62.40	
	61.51	
<b>SUGGESTION</b>	BUY	---
	SELL	63.95
	S/L	64.95
	T/P:	62.65 61.95

DATE	OPEN	HIGH	LOW	RANGE	CLOSE	CHANGE	PREVIOUS
Apr 30	63.56	64.74	63.29	1.45	63.44	↓ 0.15	63.59

WEEKLY		APRIL		2019	
HIGH	LOW	HIGH	LOW	HIGH	LOW
64.74 (30/Apr)	62.45 (29/Apr)	66.58 (23/Apr)	60.27 (01/Apr)	66.58 (23/Apr)	44.36 (02/Jan)



**DISCLAIMER:**

*The information contained above is intended to provide general information and does not constitute or purports to be a financial advice, investment advice, trading advice, or any other advice. Any strategies, views or opinions expressed above are not intended to be presented as an offer or solicitation for the purchase or sale of any financial instrument. Client should seek personal professional advice before making any decisions. The client should ensure that financial instruments are suitable for his/her own individual objectives, financial situation and investment needs. This report is prepared for the use of Alpha Gold Futures clients. The reproduction and redistribution of this material is strictly prohibited*