

## Daily Outlook

GLOBAL MARKETS & ECONOMIES | WEEKLY ECONOMIC INDICATORS | CURRENCIES | PRECIOUS METAL | O I L |

<b>GLOBAL ECONOMIES</b>	<ul style="list-style-type: none"> <li>• Profits for China's industrial firms shrank in April as slowing manufacturing activity halted the previous month's surge, putting more pressure on policymakers to step up support for an economy hit by a bitter trade war with the United States.</li> <li>• Bank of Japan Governor Haruhiko Kuroda said on Monday the global economic outlook is highly uncertain, and there are downside risks due to trade friction, China's slowing economy and Britain's negotiations to leave the European Union.</li> <li>• U.S. President Donald Trump pressed Japanese Prime Minister Shinzo Abe on Monday to even out a trade imbalance with the United States and said he was happy with how things were going with North Korea despite its recent missile and rocket launches.</li> <li>• Australian home prices saw a tantalising hint of stability last week as the hard-hit market drew support from the prospect of lower mortgage rates and a continuation of tax breaks for property investing.</li> <li>• Britain's two main parties set the stage on Monday for a battle over a no-deal Brexit, hoping to win back voters who abandoned them for a new movement led by eurosceptic Nigel Farage and other smaller parties in European elections.</li> </ul>
<b>GLOBAL MARKETS</b>	<ul style="list-style-type: none"> <li>• European shares climbed on Monday as investors snapped up automaker stocks following confirmation of merger talks between Fiat Chrysler and Renault, and after pro-EU parties kept a firm grip on power in elections to the European Parliament.</li> <li>• Markets were also buoyed by provisional results from the EU elections that showed liberals and Greens matching a surge by eurosceptic parties, which took a quarter of seats but failed to dramatically alter the balance of power in parliament.</li> <li>• Investors had been worried about eurosceptic parties gaining a 30% share of seats -- the level at which they could seriously disrupt European governance and the region's ability to show unity in addressing key concerns like a global trade war.</li> </ul>
<b>FOREX</b>	<p>The euro struggled to cling on to gains on Monday as investor relief at limited success for eurosceptic parties in European parliamentary elections was offset by a decline in the share of seats held by the biggest blocs.</p> <p>Centre-right and centre-left blocs lost their shared majority, but surges by the Greens and liberals meant parties committed to strengthening the union held on to two thirds of seats, official projections showed.</p> <p>The single currency initially rose as high as \$1.1215, off two-year lows of \$1.1105 touched on Thursday. But it later fell to stand 0.1% down at \$1.1197 in subdued trading because of market holidays in London and New York.</p> <p>The euro did hold on to gains against the Swiss franc and was last up 0.3% at 1.1256 francs.</p> <p>The election results dented the hopes of anti-immigration, anti-Brussels parties, including those in France and Italy, despite topping the polls in their respective countries.</p> <p>The dollar index rose 0.1% to 97.705. The U.S. currency rose 0.1% against the Japanese yen to 109.45 yen, buoyed by bargain-hunting Japanese investors.</p> <p>Despite Monday's gains, the dollar is not far from the three-month low of 109.02 yen touched two weeks ago amid escalating tensions between Washington and Beijing over trade and technology.</p> <p>The dollar's strength was also capped after U.S. President Donald Trump used his Tokyo visit to press Japan to take measures to reduce its trade surplus with the United States.</p> <p>The pound slipped as low as \$1.2673, retreating after early gains. The British currency bounced on Friday after Prime Minister Theresa May set out a date for her departure, but sterling remains near 4-1/2 month lows. The prospect of a "no-deal" Brexit is fast becoming the defining issue of the race to succeed May, keeping the pound under pressure.</p> <p>China's onshore and offshore yuan strengthened to a 1-1/2 week high, buoyed by a senior official's warning not to bet against the currency.</p>
<b>GOLD</b>	<p>Gold hit a more than one-week peak on Monday as trade tensions between the United States and China lifted appetite for assets seen as a haven from risk, while weak U.S. economic data</p>

	<p>boosted hopes for a rate cut from the Federal Reserve.</p> <p>Spot gold inched up 0.1% to \$1,285.56 per ounce by 1147 GMT. The metal touched \$1,287.32 earlier in the session, its highest since May 17. U.S. gold futures were 0.1% higher at \$1,285.30 an ounce.</p> <p>U.S. President Donald Trump said on Monday he was "not yet ready" to make a deal with China, hinting that the world's biggest economies are far from a trade agreement.</p> <p>China on Friday denounced U.S. Secretary of State Mike Pompeo for fabricating rumours after he said the chief executive of China's Huawei Technologies Co Ltd was lying about his company's ties to the Beijing government.</p> <p>Weak manufacturing activity data coupled with a dip in new orders for U.S.-made capital goods last week ignited worries that the trade conflict may hurt the world's largest economy, lifting investor expectations for a U.S. rate cut. Over the weekend, Trump reiterated a complaint that the Fed's policies had kept U.S. economic growth from reaching its full potential.</p> <p>Investors also eyed European Parliament elections, where a two-party "grand coalition" of the conservative European People's Party (EPP) and the Socialists (S&amp;D) lost their combined majority after a surge in support for liberals, the Greens and eurosceptic nationalists.</p> <p>Meanwhile, hedge funds and money managers sharply reduced their net long positions in COMEX gold in the week to May 21, the U.S. Commodity Futures Trading Commission (CFTC) said on Friday.</p> <p>Among other precious metals, silver was up 0.2% at \$14.59 per ounce. Platinum rose 0.4% to \$805.47 an ounce and palladium fell 0.6% to \$1,327.26.</p>
<p><b>OIL</b></p>	<p>Oil rose to about \$69 a barrel on Monday, supported by Middle East tensions and OPEC-led supply cuts, though concern over the U.S.-China trade dispute and global economy capped gains.</p> <p>Supply cuts - both voluntary by the Organization of the Petroleum Exporting Countries (OPEC) and allies, plus those resulting from U.S. sanctions - have helped Brent crude, the global benchmark, rise by about 29 percent this year.</p> <p>Brent was up 33 cents at \$69.02 a barrel by 1334 GMT, having fallen by about 4.5% last week. U.S. West Texas Intermediate crude was down 30 cents at \$58.33.</p> <p>Both crude contracts registered their biggest weekly price declines of the year last week. Public holidays in the United States and Britain on Monday limited participation, keeping volumes low.</p> <p>Tension between the United States and Iran, with Washington's announcement on Friday that it would deploy more troops to the Middle East, is supporting the market but some analysts said its impact could be limited.</p> <p>Nonetheless, concern about the global economy weighed. Figures on Monday showed that profits for Chinese industrial companies shrank in April while new orders for U.S.-made capital goods fell more than expected.</p> <p>Money managers cut their net long U.S. crude futures and options positions - bets on rising prices - in the week to May 21, the U.S. Commodity Futures Trading Commission (CFTC) said on Friday.</p> <p>In addition to the OPEC-led supply cuts, U.S. sanctions on OPEC members Iran and Venezuela have curbed their crude exports, reducing supplies further.</p> <p>In comments suggesting OPEC isn't in a rush to ease supply restraint ahead of a mid-year meeting to review policy, Kuwait's oil minister said the market was expected to be in balance towards the end of 2019.</p> <p>Brent's price structure remains in backwardation, with prices for prompt delivery higher than those for future dispatch, suggesting a tight balance between supply and demand.</p>

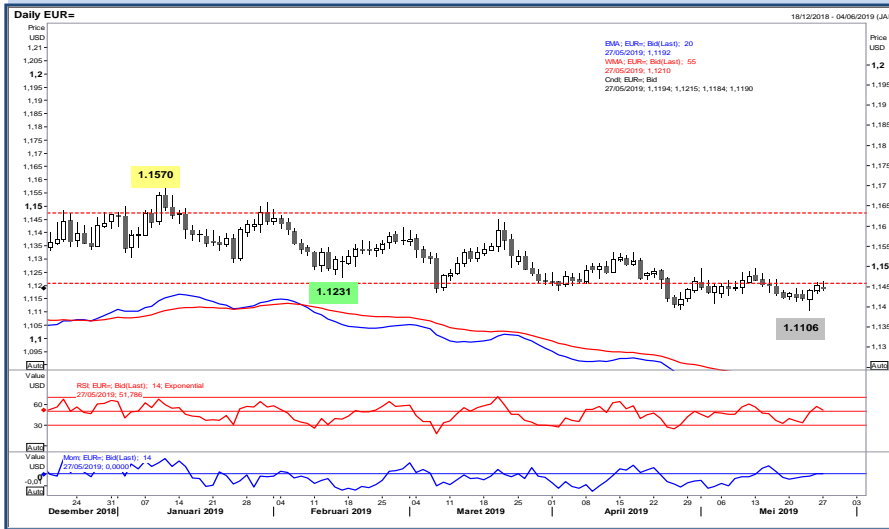
### ECONOMIC INDICATORS

DATE	WIB	CTY	INDICATORS	PER	ACTUAL	FORECAST	PREV.	REV.	
<b>Mon/27-May-19</b>	08:30	CN	Industrial Profits YoY	Apr	-3.7%	--	13.9%		
	12:00	JP	Coincident Index	Mar F	99.4	--	99.6		
	12:00	JP	Leading Index CI	Mar F	95.9	--	96.3		
	15:30	HK	Exports YoY	Apr	-2.6%	--	-1.2%		
	15:30	HK	Imports YoY	Apr	-5.5%	--	-0.1%		
	15:30	HK	Trade Balance HKD	Apr	H\$-35.1b	H\$-47b	H\$-59.2b		
27-May - 03-Jun	N/A	DE	Retail Sales MoM	Apr		--	-0.2%		
27-May - 03-Jun	N/A	DE	Retail Sales NSA YoY	Apr		--	-2.1%		
	All	<b>GB</b>	<b>Bank Holiday (Spring Bank Holiday)</b>						
	All	<b>US</b>	<b>Bank Holiday (Memorial Day)</b>						
<b>Tue/28-May-19</b>	04:00	KR	Consumer Confidence	May	97.96	102.5	102.00		
	06:50	JP	PPI Services YoY	Apr		--	1.1%		
	12:45	CH	GDP QoQ	1Q		0.4%	0.2%		
	12:45	CH	GDP YoY	1Q		--	1.4%		
	13:00	CH	Exports Real MoM	Apr		--	0.1%		
	13:00	DE	GfK Consumer Confidence	Jun		--	10.4		
	13:00	CH	Imports Real MoM	Apr		--	-3.2%		
	15:30	GB	UK Finance Loans for Housing	Apr		--	39980		
	28-May - 03-Jun	N/A	GB	Nationwide House PX MoM	May		--	0.4%	
	28-May - 03-Jun	N/A	GB	Nationwide House Px NSA YoY	May		--	0.9%	
	16:00	EZ	Business Climate Indicator	May		--	0.42		
	16:00	EZ	Consumer Confidence	May F		--	-6.5		
	16:00	EZ	Economic Confidence	May		--	104		
	16:00	EZ	Industrial Confidence	May		--	-4.1		
	16:00	EZ	Services Confidence	May		--	11.5		
	20:00	US	FHFA House Price Index MoM	Mar		--	0.3%		
	20:00	US	House Price Purchase Index QoQ	1Q		--	1.1%		
	20:00	US	S&P CoreLogic CS 20-City MoM SA	Mar		--	0.2%		
	20:00	US	S&P CoreLogic CS 20-City NSA Index	Mar		--	212.7		
	20:00	US	S&P CoreLogic CS 20-City YoY NSA	Mar		--	3.0%		
	20:00	US	S&P CoreLogic CS US HPI NSA Index	Mar		--	205.04		
20:00	US	S&P CoreLogic CS US HPI YoY NSA	Mar		--	4.01%			
21:00	US	Conf. Board Consumer Confidence	May		130	129.2			
21:00	US	Conf. Board Expectations	May		--	103			
21:00	US	Conf. Board Present Situation	May		--	168.3			
21:30	US	Dallas Fed Manf. Activity	May		7	2			
<b>Wed/29-May-19</b>	04:00	KR	Business Survey Manufacturing	Jun		--	77		
	04:00	KR	Business Survey Non-Manufacturing	Jun		--	77		
	07:00	JP	BOJ Kuroda speaks in Tokyo						
	08:00	NZ	ANZ Activity Outlook	May		--	7.1		
	08:00	NZ	ANZ Business Confidence	May		--	-37.5		
	14:00	CH	KOF Leading Indicator	May		--	96.2		
	14:55	DE	Unemployment Change (000's)	May		--	-12k		
	14:55	DE	Unemployment Claims Rate SA	May		--	4.9%		
	15:00	CH	Credit Suisse Survey Expectations	May		--	-7.7		
	15:00	EZ	ECB's Rehn Speaks in London						
	21:00	CA	Bank of Canada Rate Decision	May-29		1.75%	1.75%		
21:00	US	Richmond Fed Manufact. Index	May		7	3			
<b>Thu/30-May-19</b>	08:30	AU	Building Approvals MoM	Apr		--	-15.5%		
	08:30	AU	Building Approvals YoY	Apr		--	-27.3%		
	08:30	AU	Private Capital Expenditure	1Q		0.4%	2.0%		
	All	<b>CH</b>	<b>Bank Holiday (Ascension Day)</b>						
	17:00	CA	CFIB Business Barometer	May		--	56.7		
	19:30	US	Advance Goods Trade Balance	Apr		-\$71.7b	-\$71.4b		
	19:30	US	Continuing Claims	May-18		--	--		
	19:30	US	Core PCE QoQ	1Q S		--	1.3%		
	19:30	CA	Current Account Balance	1Q		--	-\$15.48b		
	19:30	US	GDP Annualized QoQ	1Q S		3.1%	3.2%		
	19:30	US	GDP Price Index	1Q S		0.9%	0.9%		
	19:30	US	Initial Jobless Claims	May-25		--	--		
	19:30	US	Personal Consumption	1Q S		--	1.2%		
	19:30	US	Retail Inventories MoM	Apr		--	-0.3%		
	19:30	US	Wholesale Inventories MoM	Apr P		--	-0.1%		
	21:00	US	Pending Home Sales MoM	Apr		1.0%	3.8%		
	21:00	US	Pending Home Sales NSA YoY	Apr		--	-3.2%		
	22:00	US	DOE Cushing OK Crude Inventory	May-24		--	1266k		

	22:00	US	DOE U.S. Crude Oil Inventories	May-24		--	4740k
	22:00	US	DOE U.S. Distillate Inventory	May-24		--	768k
	22:00	US	DOE U.S. Gasoline Inventories	May-24		--	3716k
	23:00	US	Fed's Clarida Speaks to the Economic Club of New York				
<b>Fri/31-May-19</b>	01:15	CA	Speech – Bank of Canada Senior Deputy Governor Wilkins				
	05:00	NZ	ANZ Consumer Confidence Index	May		--	123.2
	05:00	NZ	ANZ Consumer Confidence MoM	May		--	1.1%
	06:00	KR	Cyclical Leading Index Change	Apr		--	-0.1
	06:00	KR	Industrial Production SA MoM	Apr		--	1.4%
	06:00	KR	Industrial Production YoY	Apr		--	-2.8%
	N/A	KR	BoK 7-Day Repo Rate	May-31		--	1.75%
	06:01	GB	GfK Consumer Confidence	May		--	-13
	06:01	GB	Lloyds Business Barometer	May		--	14
	06:30	JP	Jobless Rate	Apr		--	2.5%
	06:30	JP	Job-To-Applclicant Ratio	Apr		--	1.63
	06:50	JP	Industrial Production MoM	Apr P		--	-0.6%
	06:50	JP	Industrial Production YoY	Apr P		--	-4.3%
	06:50	JP	Loans & Discounts Corp YoY	Apr		--	3.59%
	06:50	JP	Retail Sales MoM	Apr		--	0.2%
	06:50	JP	Retail Sales YoY	Apr		--	1.0%
	08:00	CN	Composite PMI	May		--	53.4
	08:00	CN	Manufacturing PMI	May		49.9	50.1
	08:00	CN	Non-manufacturing PMI	May		54.3	54.3
	08:30	AU	Private Sector Credit MoM	Apr		0.3%	0.3%
	08:30	AU	Private Sector Credit YoY	Apr		3.8%	3.9%
	12:00	JP	Construction Orders YoY	Apr		--	66.1%
	12:00	JP	Consumer Confidence Index	May		--	40.4
	13:30	CH	Retail Sales Real YoY	Apr		--	-0.7%
	15:30	GB	Mortgage Approvals	Apr		--	62.3k
	15:30	GB	Net Consumer Credit	Apr		--	0.5b
	15:30	GB	Net Lending Sec. on Dwellings	Apr		--	4.1b
	15:30	HK	Retail Sales Value YoY	Apr		--	-0.2%
	15:30	HK	Retail Sales Volume YoY	Apr		--	-0.8%
	19:00	DE	CPI EU Harmonized MoM	May P		--	1.0%
	19:00	DE	CPI EU Harmonized YoY	May P		--	2.1%
	19:00	DE	CPI MoM	May P		--	1.0%
	19:00	DE	CPI YoY	May P		--	2.0%
	19:30	CA	GDP MoM	Mar		--	-0.1%
	19:30	CA	GDP YoY	Mar		--	1.1%
	19:30	US	PCE Core Deflator MoM	Apr		0.2%	0.0%
	19:30	US	PCE Core Deflator YoY	Apr		1.6%	1.6%
	19:30	US	PCE Deflator MoM	Apr		0.3%	0.2%
	19:30	US	PCE Deflator YoY	Apr		1.6%	1.5%
	19:30	US	Personal Income	Apr		0.3%	0.1%
	19:30	US	Personal Spending	Apr		0.2%	0.9%
	19:30	CA	Quarterly GDP Annualized	1Q		--	0.4%
	19:30	US	Real Personal Spending	Apr		--	0.7%
	20:45	US	MNI Chicago PMI	May		54	52.6
	21:00	US	U. of Mich. 1 Yr Inflation	May F		--	2.8%
	21:00	US	U. of Mich. 5-10 Yr Inflation	May F		--	2.6%
	21:00	US	U. of Mich. Current Conditions	May F		--	112.4
	21:00	US	U. of Mich. Expectations	May F		--	96
	21:00	US	U. of Mich. Sentiment	May F		101.5	102.4
<b>Sat/01-Jun-19</b>	00:00	US	Baker Hughes U.S. Rig Count	May-31		--	--
	07:00	KR	Exports YoY	May		--	-2.0%
	07:00	KR	Imports YoY	May		--	2.4%
	07:00	KR	Trade Balance	May		--	\$4120m
01-Jun - 10-Jun	N/A	GB	BoE/TNS Inflation Next 12 Mths	May		--	3.2%

## EUR/USD

Interest Rate: 0.00% (EU) / 2.25%-2.50% (US)



RESISTANCE	1.12353	
	1.12246	
	1.12072	
SUPPORT	1.11791	
	1.11684	
	1.11510	
SUGGESTION	BUY	---
	SELL	1.1200
	S/L	1.1240
	T/P:	1.1150
		1.1120

DATE	OPEN	HIGH	LOW	RANGE	CLOSE	CHANGE	PREVIOUS
May 27	1.12086	1.12139	1.11858	28,1	1.11899	↓ 17,1	1.12070

WEEKLY		MAY		2019	
HIGH	LOW	HIGH	LOW	HIGH	LOW
1.12139 (27/May)	1.11858 (27/May)	1.12636 (01/May)	1.11060 (23/May)	1.15685 (10/Jan)	1.11060 (23/May)

## USDJPY

Interest Rate: 2.25%-2.50% (US) / -0.1% (JP)



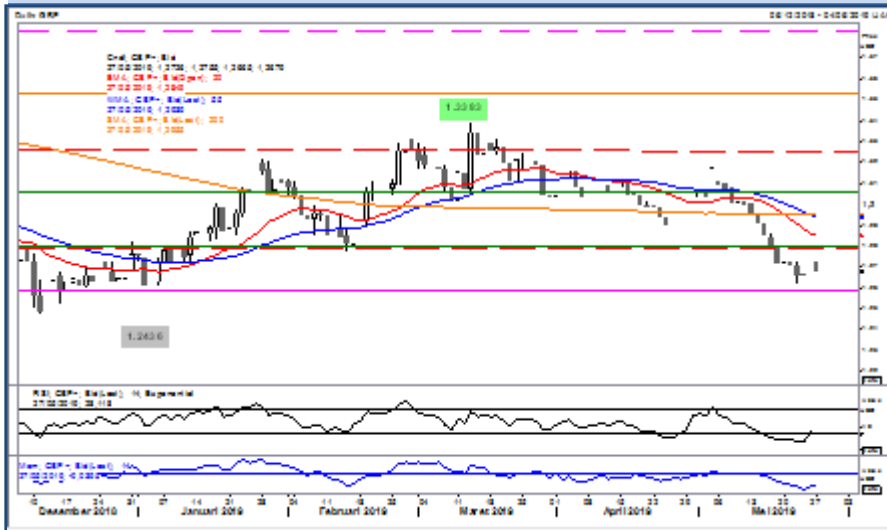
RESISTANCE	109.839	
	109.706	
	109.612	
SUPPORT	109.385	
	109.252	
	109.158	
SUGGESTION	BUY	109.40
	SELL	---
	S/L	109.05
	T/P:	109.95
		110.15

DATE	OPEN	HIGH	LOW	RANGE	CLOSE	CHANGE	PREVIOUS
May 27	109.395	109.573	109.346	22,7	109.519	↑ 22,7	109.292

WEEKLY		MAY		2019	
HIGH	LOW	HIGH	LOW	HIGH	LOW
109.573 (27/May)	109.346 (27/May)	111.686 (03/May)	109.006 (13/May)	112.388 (24/Apr)	106.542 (03/Jan)

### GBP/USD

Interest Rate: 0.75% (GB)/ 2.25%-2.50% (US)



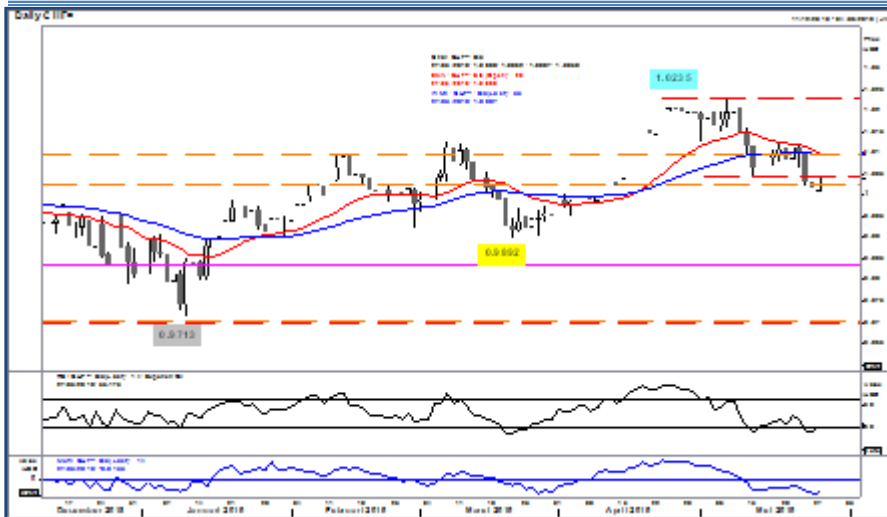
RESISTANCE	1.28098	
	1.27782	
	1.27292	
SUPPORT	1.26486	
	1.26170	
	1.25680	
SUGGESTION	BUY	---
	SELL	1.2690
	S/L	1.2740
	T/P:	1.2620 1.2590

DATE	OPEN	HIGH	LOW	RANGE	CLOSE	CHANGE	PREVIOUS
May 27	1.27260	1.27467	1.26661	80,6	1.26802	↓ 33,9	1.27141

WEEKLY		MAY		2019	
HIGH	LOW	HIGH	LOW	HIGH	LOW
1.27467 (27 /May)	1.26661 (27/May)	1.31755 (03 /May)	1.26041 (23/May)	1.33721 (13/Mar)	1.24651 (03/Jan)

### USD/CHF

Interest Rate: 2.25%-2.50% (US) / 1.25 to -0.25% (CH)



RESISTANCE	1.01089	
	1.00853	
	1.00628	
SUPPORT	1.00167	
	0.99931	
	0.99706	
SUGGESTION	BUY	1.0025
	SELL	---
	S/L	0.9985
	T/P:	1.0085 1.0105

DATE	OPEN	HIGH	LOW	RANGE	CLOSE	CHANGE	PREVIOUS
May 27	1.00174	1.00618	1.00157	46,1	1.00403	↑ 28,4	1.00119

WEEKLY		MAY		2019	
HIGH	LOW	HIGH	LOW	HIGH	LOW
1.00618 (27/May)	1.00157 (27/May)	1.02250 (07/May)	1.00072 (24/May)	1.02358 (26/Apr)	0.97151 (10/Jan)



### AUD/USD

Interest Rate: 1.50% (AU)/ 2.25%-2.50% (US)



RESISTANCE	0.69546	
	0.69462	
	0.69300	
SUPPORT	0.69054	
	0.68970	
	0.68808	
SUGGESTION	BUY	---
	SELL	0.6925
	S/L	0.6975
	T/P:	0.6855 0.6825

DATE	OPEN	HIGH	LOW	RANGE	CLOSE	CHANGE	PREVIOUS
May 27	0.69298	0.69378	0.69132	24,6	0.69138	↓ 16,5	0.69303

WEEKLY		MAY		2019	
HIGH	LOW	HIGH	LOW	HIGH	LOW
0.69378 (27/May)	0.69132 (27/May)	0.70599 (01/May)	0.68641 (23/May)	0.72941 (31/Jan)	0.68288 (03/Jan)

### NZD/USD

Interest Rate: 1.50% (NZ)/ 2.25%-2.50% (US)



RESISTANCE	0.65711	
	0.65646	
	0.65528	
SUPPORT	0.65345	
	0.65280	
	0.65162	
SUGGESTION	BUY	---
	SELL	0.6545
	S/L	0.6595
	T/P:	0.6475 0.6445

DATE	OPEN	HIGH	LOW	RANGE	CLOSE	CHANGE	PREVIOUS
May 27	0.65554	0.65581	0.65398	18,3	0.65410	↓ 10,6	0.65516

WEEKLY		MAY		2019	
HIGH	LOW	HIGH	LOW	HIGH	LOW
0.65581 (27/May)	0.65398 (27/May)	0.66779 (01/May)	0.64805 (23/May)	0.69406 (01/Feb)	0.64805(23/May)

## USD/CAD

Interest Rate: 2.25%-2.50% (US)/1.75% (CA)



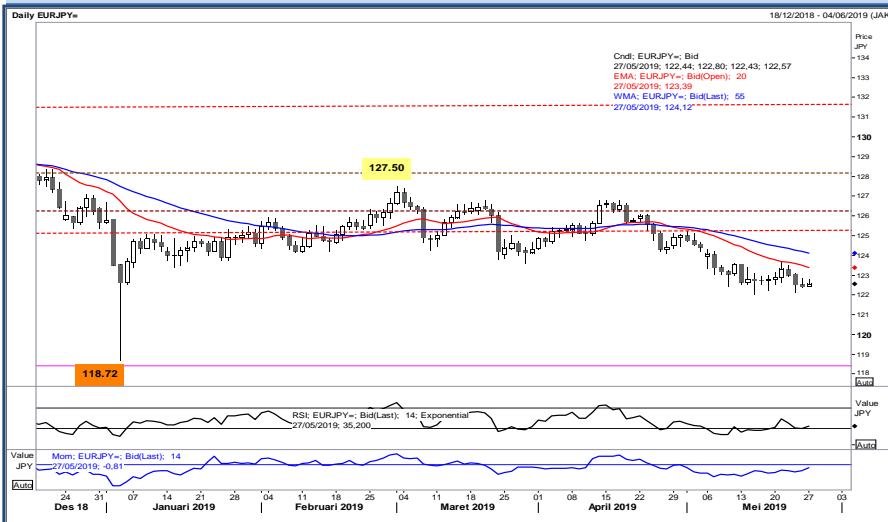
RESISTANCE	1.34757	
	1.34636	
	1.34526	
SUPPORT	1.34295	
	1.34174	
	1.34064	
SUGGESTION	BUY	1.3435
	SELL	---
	S/L	1.3385
	T/P:	1.3505 1.3535

DATE	OPEN	HIGH	LOW	RANGE	CLOSE	CHANGE	PREVIOUS
May 27	1.34363	1.34515	1.34284	23,1	1.34416	↑ 5,0	1.34366

WEEKLY		MAY		2019	
HIGH	LOW	HIGH	LOW	HIGH	LOW
1.34515 (27/May)	1.34284 (27/May)	1.35122 (17/May)	1.33563 (22/May)	1.36613 (02/Jan)	1.30674 (01/Feb)

## EURJPY

Interest Rate: 0.00% (EU)/-0.1% (JP)



RESISTANCE	123.084	
	122.936	
	122.748	
SUPPORT	122.412	
	122.264	
	122.076	
SUGGESTION	BUY	---
	SELL	122.65
	S/L	123.10
	T/P:	122.05 121.80

DATE	OPEN	HIGH	LOW	RANGE	CLOSE	CHANGE	PREVIOUS
May 27	122.623	122.788	122.452	33,6	122.560	↑ 6,9	122.491

WEEKLY		MAY		2019	
HIGH	LOW	HIGH	LOW	HIGH	LOW
122.788 (27/May)	122.452 (27/May)	125.214 (01/May)	122.063 (15/May)	127.483 (01/Mar)	120.755 (03/Jan)



### GOLD (XAU/USD)



RESISTANCE	1291.233	
	1289.477	
	1287.193	
SUPPORT	1283.153	
	1281.397	
	1279.113	
SUGGESTION	BUY	1284.00
	SELL	---
	S/L	1278.00
	T/P:	1292.00 1297.00

DATE	OPEN	HIGH	LOW	RANGE	CLOSE	CHANGE	PREVIOUS
May 27	1284.190	1287.270	1283.680	3.59	1284.910	↑ 0.31	1284.600

WEEKLY		MAY		2019	
HIGH	LOW	HIGH	LOW	HIGH	LOW
1287.270 (27/May)	1283.680 (27/May)	1303.220(14/May)	1266.150(02/May)	1346.640 (20/Feb)	1266.150 (02/May)

### SILVER (XAG/USD)



RESISTANCE	14.672	
	14.638	
	14.601	
SUPPORT	14.530	
	14.496	
	14.459	
SUGGESTION	BUY	14.50
	SELL	---
	S/L	14.40
	T/P:	14.70 14.80

DATE	OPEN	HIGH	LOW	RANGE	CLOSE	CHANGE	PREVIOUS
May 27	14.548	14.605	14.534	0.07	14.564	↑ 0.02	14.545

WEEKLY		MAY		2019	
HIGH	LOW	HIGH	LOW	HIGH	LOW
14.605 (27/May)	14.534 (27/May)	14.954 (03/May)	14.355 (21/May)	16.191 (20/Feb)	14.355 (21/May)

**OIL WTI – CLN9/USD**  
(Exp. 20 Jun 2019)



<b>RESISTANCE</b>	60.72	
	59.98	
	59.60	
<b>SUPPORT</b>	58.48	
	57.74	
	57.36	
<b>SUGGESTION</b>	BUY	58.75
	SELL	---
	S/L	57.75
	T/P:	60.05 60.75

DATE	OPEN	HIGH	LOW	RANGE	CLOSE	CHANGE	PREVIOUS
May 27	58.92	59.24	58.12	1.12	59.23	↑ 0.25	58.98

WEEKLY		MAY		2019	
HIGH	LOW	HIGH	LOW	HIGH	LOW
59.24 (27/May)	58.12 (27/May)	63.94 (20/May)	57.32 (23/May)	66.58 (23/Apr)	44.36 (02/Jan)



**DISCLAIMER:**

*The information contained above is intended to provide general information and does not constitute or purports to be a financial advice, investment advice, trading advice, or any other advice. Any strategies, views or opinions expressed above are not intended to be presented as an offer or solicitation for the purchase or sale of any financial instrument. Client should seek personal professional advice before making any decisions. The client should ensure that financial instruments are suitable for his/her own individual objectives, financial situation and investment needs. This report is prepared for the use of Alpha Gold Futures clients. The reproduction and redistribution of this material is strictly prohibited*