

## Daily Outlook

GLOBAL MARKETS & ECONOMIES | WEEKLY ECONOMIC INDICATORS | CURRENCIES | PRECIOUS METAL | O I L |

<p><b>GLOBAL ECONOMIES</b></p>	<ul style="list-style-type: none"> <li>• U.S. economic growth accelerated in the first quarter, but inflation pressures were much weaker than initially thought, supporting a recent decision by the Federal Reserve to suspend further rate increases. There are also signs that the export- and inventory-driven momentum faded early in the second quarter. Manufacturing, retail sales, housing and exports dropped in April.</li> <li>• As China's economy shifts from high-speed growth to high-quality development, economic activity can be sustained by a relatively slower rate of monetary expansion, a senior central bank official said on Thursday. The pace of growth in broad M2 money supply had previously exceeded the nominal rate of expansion in gross domestic product (GDP), but the economy has changed, said Sun Guofeng, head of the monetary policy department at the People's Bank of China (PBOC), at a forum.</li> <li>• Sterling fell below \$1.26 on Thursday for the first time since a January 3 flash crash, extending recent losses made on the back of signs that whoever succeeds Prime Minister Theresa May is likely to be a hard Brexit proponent.</li> </ul>
<p><b>GLOBAL MARKETS</b></p>	<ul style="list-style-type: none"> <li>• World stock markets climbed for the first time this week on Thursday, giving pause to a multiday selloff on fears of an escalating trade war between the United States and China that has pushed investors into safe-haven bonds and the U.S. dollar.</li> <li>• German Bund yields climbed for the first time in four days after hitting record lows and Treasury yields climbed. Money markets are now pricing in roughly two U.S. rate cuts by the start of next year as trade worries weigh on the global economy.</li> <li>• Oil prices fell after an industry report showed a smaller-than-expected decline in U.S. crude inventories. That followed volatile trading on Wednesday, when oil prices fell to near three-month lows at one point as trade war fears gripped the commodity markets.</li> </ul>
<p><b>FOREX</b></p>	<p>The dollar was little changed on Thursday, on track to post a fourth straight month of gains, as the trade stand-off between China and the United States prompted traders to put money into perceived safe currencies including the greenback.</p> <p>Safe-haven demand lifted the dollar to a 2-year high against a basket of currencies last week. Appetite for the greenback was somewhat curbed on Thursday as Wall Street stabilized following steep losses due to the trade worries and U.S. bond yields briefly rose before resuming their recent fall.</p> <p>The euro and sterling held above key support levels at \$1.11 and \$1.26, respectively, also restraining the greenback's momentum, analysts said.</p> <p>In late U.S. trading, an index that tracks the dollar against six major currencies was down -0.01% at 98.151. It reached 98.371 a week ago, its strongest since May 2017.</p> <p>The S&amp;P 500 was down 0.08%, wiping out initial gains, while the benchmark 10-year U.S. Treasury note yield was 1.2 basis points lower at 2.224%, reversing an earlier rise.</p> <p>The dollar index has increased 0.76% in May, putting it on track for four straight months of gains. Its strength has persisted even as traders have increased their bets on multiple rate cuts by the Federal Reserve.</p> <p>The greenback will likely extend its monthly winning streak against the euro, which began in January. Signs of a sagging euro zone economy, together with worries about the rise of euro-sceptic political parties within EU member countries, have hurt the zone's common currency.</p> <p>The euro was up 0.04% at \$1.1135, within striking distance of \$1.11055 hit a week ago, which was a two-year low.</p> <p>The dollar has also remained resilient against the yen, despite the risk-averse environment. The greenback was 0.05% lower at 109.535 yen, staying above a two-week low set on Wednesday. Analysts said the yen, a safe-haven currency backed by Japan's status as the world's biggest creditor nation, remained relatively weak because of domestic demand for dollars.</p> <p>Sterling was poised for the biggest monthly drop against the dollar in a year as the imminent departure of Theresa May as prime minister deepened fears about a chaotic exit for Britain from the European Union.</p> <p>On Thursday, the pound was 0.13% lower at \$1.261, while the euro was up 0.17% at 88.31 pence.</p>
<p><b>GOLD</b></p>	<p>Gold shook off headwinds from a stronger dollar to scale a near two-week peak on Thursday as data pointed to easing inflationary pressure in the United States, boosting expectations of a further interest rate cut by the Federal Reserve.</p>

	<p>Spot gold gained 0.7% to \$1,288.03 per ounce by 2:13 p.m. ET (1813 GMT), having hit a high of \$1,288.87 earlier, its highest level since May 17.</p> <p>The metal reversed course from earlier in the session, when it fell to its lowest level since May 23 at \$1,274.44.</p> <p>U.S. gold futures settled 0.5% higher at \$1,287.1 an ounce.</p> <p>While data showed strong growth in gross domestic product in the first quarter, a gauge of inflation tracked by the Fed increased at a 1.0% rate last quarter, instead of the previously reported 1.3% pace. Manufacturing, retail sales, housing and exports also dropped in April.</p> <p>Fed policymakers are likely to shrug off the last quarter's growth spurt and focus on the weak domestic demand and inflation when they meet next month.</p> <p>Gold also shrugged off initial pressure from a stronger dollar, with the U.S. unit hovering within striking distance of a two-year high against a basket of major currencies.</p> <p>The dollar has been used as the preferred hedge against trade tensions, repeating a trend seen last year.</p> <p>Meanwhile, holdings of SPDR Gold Trust, the world's largest gold-backed exchange-traded fund, rose 0.5% to 740.86 tonnes on Wednesday.</p> <p>Elsewhere, silver rose 0.7% to \$14.52 per ounce.</p> <p>Platinum was up 0.6% at \$796.25 per ounce, after falling to its lowest level since Feb. 15 at \$784.42.</p> <p>Palladium climbed 1.3% to \$1,366.51 per ounce, having touched a peak since May 1 at \$1,380.75.</p>
<p><b>OIL</b></p>	<p>Oil prices fell almost 4% to their lowest in over two months on a smaller-than-expected decline in U.S. crude inventories and fears of a global economic slowdown due to the U.S.-China trade war.</p> <p>The Energy Information Administration (EIA) said U.S. crude stockpiles fell nearly 300,000 barrels last week, less than the 900,000-barrel decline analysts forecast in a Reuters poll and well below the 5.3 million-barrel drawdown the American Petroleum Institute (API) reported late Wednesday.</p> <p>The decline last week reduced crude stocks from their highest since July 2017 seen the previous week, but at 476.5 million barrels, they were still about 5% above the five-year average for this time of year.</p> <p>Brent futures fell \$2.58, or 3.7%, to settle at \$66.87 a barrel, while U.S. West Texas Intermediate (WTI) crude dropped \$2.22, or 3.8%, to close at \$56.59.</p> <p>Those were the lowest closes for Brent since March 12 and WTI since March 8.</p> <p>For the month, Brent is on track to fall about 8% and WTI around 11%, which would be the first monthly decline for both contracts in five months.</p> <p>The premium of Brent over WTI, meanwhile, fell to around \$10 per barrel, down from a more than four-year high of \$11.59 on Wednesday.</p> <p>A senior Chinese diplomat compared trade actions from Washington to "naked economic terrorism."</p> <p>Bernstein Energy said under "a full-blown trade war scenario," global oil demand would grow by just 0.7% this year, half of current estimates.</p> <p>Because of weakening demand, Bernstein said any upside for oil markets was capped despite relatively tight supply.</p> <p>Oil prices have been supported this year by output cuts from the Organization of the Petroleum Exporting Countries and other major producers, as well as by falling supplies from OPEC members Iran and Venezuela due to U.S. sanctions.</p> <p>Iranian May crude exports dropped to less than half of April levels at around 400,000 barrels per day (bpd) after the United States tightened sanctions on Tehran's main source of income. Iran needs to export at least 1.5-2.0 million bpd of crude to balance its books.</p> <p>Arab leaders gather in Saudi Arabia on Thursday for emergency summits that Riyadh hopes will deliver a strong message to Iran that regional powers will defend their interests against any threat following attacks on Gulf oil assets this month.</p> <p>As Arab leaders gathered in Saudi Arabia, the U.S. Iran envoy said the United States will respond with military force if its interests are attacked by Iran.</p> <p>Many analysts also expect OPEC-led supply cuts to be extended until the end of 2019 as the group wants to prevent oil prices from falling back to levels seen in late 2018 when Brent slumped to \$50 per barrel.</p> <p>Since OPEC and its allies started withholding supply in January, oil prices have risen by about 30%.</p>

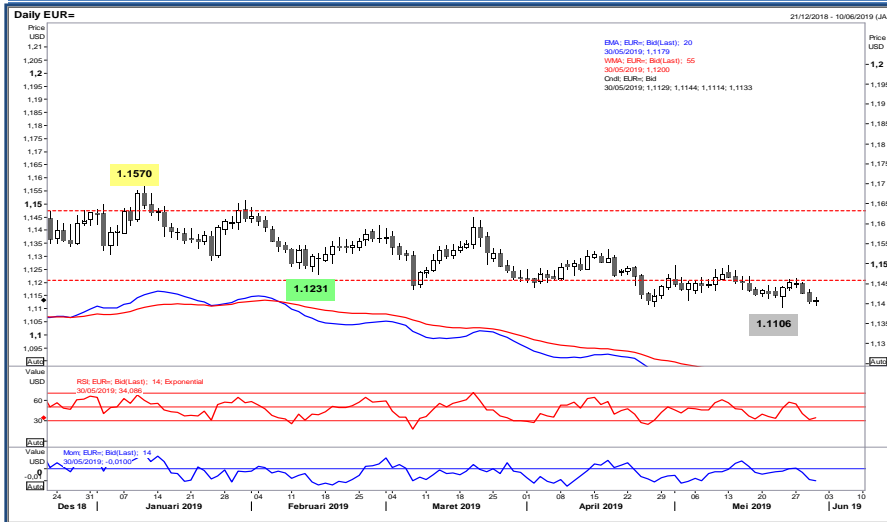
**ECONOMIC INDICATORS**

DATE	WIB	CTY	INDICATORS	PER	ACTUAL	FORECAST	PREV.	REV.	
<b>Mon/27-May-19</b>	08:30	CN	Industrial Profits YoY	Apr	-3.7%	--	13.9%		
	12:00	JP	Coincident Index	Mar F	99.4	--	99.6		
	12:00	JP	Leading Index CI	Mar F	95.9	--	96.3		
	15:30	HK	Exports YoY	Apr	-2.6%	--	-1.2%		
	15:30	HK	Imports YoY	Apr	-5.5%	--	-0.1%		
	15:30	HK	Trade Balance HKD	Apr	H\$-35.1b	H\$-47b	H\$-59.2b		
27-May - 03-Jun	N/A	DE	Retail Sales MoM	Apr		--	-0.2%		
27-May - 03-Jun	N/A	DE	Retail Sales NSA YoY	Apr		--	-2.1%		
	All	<b>GB</b>	<b>Bank Holiday (Spring Bank Holiday)</b>						
	All	<b>US</b>	<b>Bank Holiday (Memorial Day)</b>						
<b>Tue/28-May-19</b>	04:00	KR	Consumer Confidence	May	97.96	102.5	102.00		
	06:50	JP	PPI Services YoY	Apr	0.9%	1.1%	1.1%		
	12:45	CH	GDP QoQ	1Q	0.6%	0.4%	0.2%	0.3%	
	12:45	CH	GDP YoY	1Q	1.7%	1.0%	1.4%	1.5%	
	13:00	CH	Exports Real MoM	Apr	-0.6%	--	0.1%	0.5%	
	13:00	DE	GfK Consumer Confidence	Jun	10.1	10.4	10.4		
	13:00	CH	Imports Real MoM	Apr	1.5%	--	-3.2%	-3.3%	
	15:30	GB	UK Finance Loans for Housing	Apr	42989	39450	40564		
	28-May - 03-Jun	N/A	GB	Nationwide House PX MoM	May		--	0.4%	
	28-May - 03-Jun	N/A	GB	Nationwide House Px NSA YoY	May		--	0.9%	
		16:00	EZ	Business Climate Indicator	May	0.3	0.4	0.42	
		16:00	EZ	Consumer Confidence	May F	-6.5	-6.5	-6.5	-7.3
		16:00	EZ	Economic Confidence	May	105.1	103.9	104	103.9
		16:00	EZ	Industrial Confidence	May	-2.9	-4.2	-4.1	-4.3
		16:00	EZ	Services Confidence	May	12.2	11.0	11.5	11.8
		20:00	US	FHFA House Price Index MoM	Mar	0.1%	0.2%	0.3%	
		20:00	US	House Price Purchase Index QoQ	1Q	1.1%	--	1.1%	
		20:00	US	S&P CoreLogic CS 20-City MoM SA	Mar	0.1%	0.5%	0.2%	
		20:00	US	S&P CoreLogic CS 20-City NSA Index	Mar	214.1	213.8	212.6	
		20:00	US	S&P CoreLogic CS 20-City YoY NSA	Mar	2.7%	2.5%	3.0%	
		20:00	US	S&P CoreLogic CS US HPI NSA Index	Mar	206.23	--	205.04	
		20:00	US	S&P CoreLogic CS US HPI YoY NSA	Mar	3.72%	--	4.01%	
		21:00	US	Conf. Board Consumer Confidence	May	134.1	130	129.2	
	21:00	US	Conf. Board Expectations	May	106.6	--	103		
	21:00	US	Conf. Board Present Situation	May	175.2	--	169.0		
	21:30	US	Dallas Fed Manf. Activity	May	-5.3	5.8	2		
<b>Wed/29-May-19</b>	04:00	KR	Business Survey Manufacturing	Jun	76	72	77	75	
	04:00	KR	Business Survey Non-Manufacturing	Jun		--	77		
	07:00	JP	BOJ Kuroda speaks in Tokyo						
	08:00	NZ	ANZ Activity Outlook	May	8.5	--	7.1		
	08:00	NZ	ANZ Business Confidence	May	-32.0	--	-37.5		
	14:00	CH	KOF Leading Indicator	May	94.4	96.2	96.2		
	14:55	DE	Unemployment Change (000's)	May	60k	-7k	-12k		
	14:55	DE	Unemployment Claims Rate SA	May	5.0%	4.9%	4.9%		
	15:00	CH	Credit Suisse Survey Expectations	May	-14.3	--	-7.7		
	15:00	EZ	ECB's Rehn Speaks in London						
	21:00	CA	Bank of Canada Rate Decision	May-29	1.75%	1.75%	1.75%		
21:00	US	Richmond Fed Manufact. Index	May	5	6	3			
<b>Thu/30-May-19</b>	08:30	AU	Building Approvals MoM	Apr	-4.7%	0.0%	-15.5%	-13.4%	
	08:30	AU	Building Approvals YoY	Apr	-24.2%	-22.4%	-27.3%	-25.4%	
	08:30	AU	Private Capital Expenditure	1Q	-1.7%	0.4%	2.0%	1.3%	
		All	<b>CH</b>	<b>Bank Holiday (Ascension Day)</b>					
	17:00	CA	CFIB Business Barometer	May	59.7	--	56.7		
	19:30	US	Advance Goods Trade Balance	Apr	-\$72.12b	-\$72.3b	-\$71.4b		
	19:30	US	Continuing Claims	May-18	1657k	1662k	1683k		
	19:30	US	Core PCE QoQ	1Q S	1.0%	1.3%	1.3%		
	19:30	CA	Current Account Balance	1Q	-\$17.53b	-\$17.93b	-\$15.48b	-\$16.62b	
	19:30	US	GDP Annualized QoQ	1Q S	3.1%	3.1%	3.2%		
	19:30	US	GDP Price Index	1Q S	0.5%	0.9%	0.9%		
	19:30	US	Initial Jobless Claims	May-25	215k	214k	212k		
	19:30	US	Personal Consumption	1Q S	1.3%	1.2%	1.2%		
	19:30	US	Retail Inventories MoM	Apr	0.5%	0.2%	-0.3%		
	19:30	US	Wholesale Inventories MoM	Apr P	0.7%	0.1%	-0.1%		
	21:00	US	Pending Home Sales MoM	Apr	-1.5%	0.5%	3.8%		
	21:00	US	Pending Home Sales NSA YoY	Apr	0.4%	0.1%	-3.2%		
	22:00	US	DOE Cushing OK Crude Inventory	May-24	-16k	--	1266k		

	22:00	US	DOE U.S. Crude Oil Inventories	May-24	-282k	--	4740k
	22:00	US	DOE U.S. Distillate Inventory	May-24	-1620k	--	768k
	22:00	US	DOE U.S. Gasoline Inventories	May-24	2204k	--	3716k
	23:00	US	Fed's Clarida Speaks to the Economic Club of New York				
<b>Fri/31-May-19</b>	01:15	CA	Speech – Bank of Canada Senior Deputy Governor Wilkins				
	05:00	NZ	ANZ Consumer Confidence Index	May		--	123.2
	05:00	NZ	ANZ Consumer Confidence MoM	May		--	1.1%
	06:00	KR	Cyclical Leading Index Change	Apr		--	-0.1
	06:00	KR	Industrial Production SA MoM	Apr		--	1.4%
	06:00	KR	Industrial Production YoY	Apr		--	-2.8%
	N/A	KR	BoK 7-Day Repo Rate	May-31		--	1.75%
	06:01	GB	GfK Consumer Confidence	May		--	-13
	06:01	GB	Lloyds Business Barometer	May		--	14
	06:30	JP	Jobless Rate	Apr		--	2.5%
	06:30	JP	Job-To-Applciant Ratio	Apr		--	1.63
	06:50	JP	Industrial Production MoM	Apr P		--	-0.6%
	06:50	JP	Industrial Production YoY	Apr P		--	-4.3%
	06:50	JP	Loans & Discounts Corp YoY	Apr		--	3.59%
	06:50	JP	Retail Sales MoM	Apr		--	0.2%
	06:50	JP	Retail Sales YoY	Apr		--	1.0%
	08:00	CN	Composite PMI	May		--	53.4
	08:00	CN	Manufacturing PMI	May		49.9	50.1
	08:00	CN	Non-manufacturing PMI	May		54.3	54.3
	08:30	AU	Private Sector Credit MoM	Apr		0.3%	0.3%
	08:30	AU	Private Sector Credit YoY	Apr		3.8%	3.9%
	12:00	JP	Construction Orders YoY	Apr		--	66.1%
	12:00	JP	Consumer Confidence Index	May		--	40.4
	13:30	CH	Retail Sales Real YoY	Apr		--	-0.7%
	15:30	GB	Mortgage Approvals	Apr		--	62.3k
	15:30	GB	Net Consumer Credit	Apr		--	0.5b
	15:30	GB	Net Lending Sec. on Dwellings	Apr		--	4.1b
	15:30	HK	Retail Sales Value YoY	Apr		--	-0.2%
	15:30	HK	Retail Sales Volume YoY	Apr		--	-0.8%
	19:00	DE	CPI EU Harmonized MoM	May P		--	1.0%
	19:00	DE	CPI EU Harmonized YoY	May P		--	2.1%
	19:00	DE	CPI MoM	May P		--	1.0%
	19:00	DE	CPI YoY	May P		--	2.0%
	19:30	CA	GDP MoM	Mar		--	-0.1%
	19:30	CA	GDP YoY	Mar		--	1.1%
	19:30	US	PCE Core Deflator MoM	Apr		0.2%	0.0%
	19:30	US	PCE Core Deflator YoY	Apr		1.6%	1.6%
	19:30	US	PCE Deflator MoM	Apr		0.3%	0.2%
	19:30	US	PCE Deflator YoY	Apr		1.6%	1.5%
	19:30	US	Personal Income	Apr		0.3%	0.1%
	19:30	US	Personal Spending	Apr		0.2%	0.9%
	19:30	CA	Quarterly GDP Annualized	1Q		--	0.4%
	19:30	US	Real Personal Spending	Apr		--	0.7%
	20:45	US	MNI Chicago PMI	May		54	52.6
	21:00	US	U. of Mich. 1 Yr Inflation	May F		--	2.8%
	21:00	US	U. of Mich. 5-10 Yr Inflation	May F		--	2.6%
	21:00	US	U. of Mich. Current Conditions	May F		--	112.4
	21:00	US	U. of Mich. Expectations	May F		--	96
	21:00	US	U. of Mich. Sentiment	May F		101.5	102.4
<b>Sat/01-Jun-19</b>	00:00	US	Baker Hughes U.S. Rig Count	May-31		--	--
	07:00	KR	Exports YoY	May		--	-2.0%
	07:00	KR	Imports YoY	May		--	2.4%
	07:00	KR	Trade Balance	May		--	\$4120m
01-Jun - 10-Jun	N/A	GB	BoE/TNS Inflation Next 12 Mths	May		--	3.2%

## EUR/USD

Interest Rate: 0.00% (EU) / 2.25%-2.50% (US)



RESISTANCE	1.11689	
	1.11555	
	1.11417	
SUPPORT	1.11145	
	1.11011	
	1.10873	
SUGGESTION	BUY	---
	SELL	1.1135
	S/L	1.1170
	T/P:	1.1085 1.1065

DATE	OPEN	HIGH	LOW	RANGE	CLOSE	CHANGE	PREVIOUS
May 30	1.11339	1.11421	1.11149	27,2	1.11279	↓ 2,8	1.11307

WEEKLY		MAY		2019	
HIGH	LOW	HIGH	LOW	HIGH	LOW
1.12139 (27/May)	1.11149 (30/May)	1.12636 (01/May)	1.11060 (23/May)	1.15685 (10/Jan)	1.11060 (23/May)

## USDJPY

Interest Rate: 2.25%-2.50% (US) / -0.1% (JP)



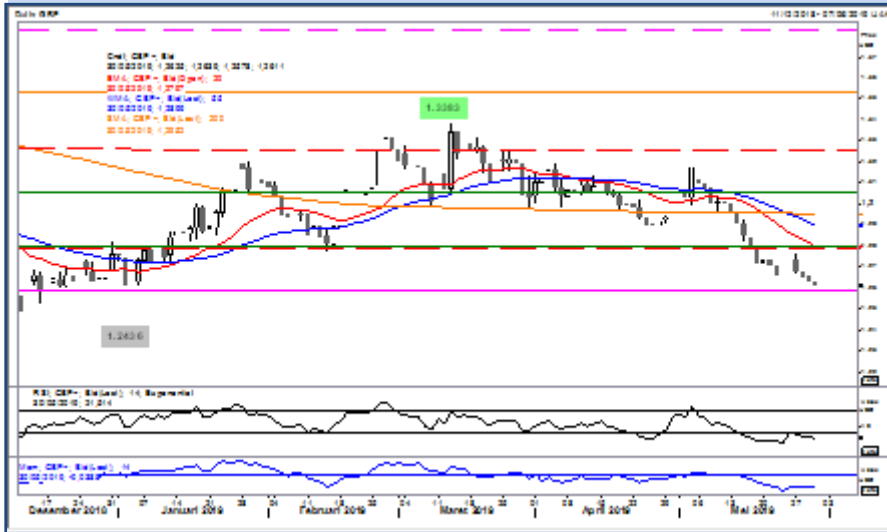
RESISTANCE	110.345	
	110.016	
	109.795	
SUPPORT	109.245	
	108.916	
	108.695	
SUGGESTION	BUY	109.50
	SELL	---
	S/L	109.10
	T/P:	110.10 110.30

DATE	OPEN	HIGH	LOW	RANGE	CLOSE	CHANGE	PREVIOUS
May 30	109.536	109.914	109.462	45,2	109.596	↑ 2,2	109.574

WEEKLY		MAY		2019	
HIGH	LOW	HIGH	LOW	HIGH	LOW
109.914 (30/May)	109.137 (29/May)	111.686 (03/May)	109.006 (13/May)	112.388 (24/Apr)	106.542 (03/Jan)

### GBP/USD

Interest Rate: 0.75% (GB)/ 2.25%-2.50% (US)



RESISTANCE	1.26951	
	1.26672	
	1.26353	
SUPPORT	1.25755	
	1.25476	
	1.25157	
SUGGESTION	BUY	---
	SELL	1.2615
	S/L	1.2655
	T/P:	1.2555 1.2535

DATE	OPEN	HIGH	LOW	RANGE	CLOSE	CHANGE	PREVIOUS
May 30	1.26271	1.26393	1.25795	59,8	1.26035	↓ 21,0	1.26245

WEEKLY		MAY		2019	
HIGH	LOW	HIGH	LOW	HIGH	LOW
1.27467 (27 /May)	1.25795 (30/May)	1.31755 (03 /May)	1.25795 (30/May)	1.33721 (13/Mar)	1.24651 (03/Jan)

### USD/CHF

Interest Rate: 2.25%-2.50% (US) / 1.25 to -0.25% (CH)



RESISTANCE	1.01191	
	1.01079	
	1.00911	
SUPPORT	1.00631	
	1.00519	
	1.00351	
SUGGESTION	BUY	1.0070
	SELL	---
	S/L	1.0035
	T/P:	1.0120 1.0140

DATE	OPEN	HIGH	LOW	RANGE	CLOSE	CHANGE	PREVIOUS
May 30	1.00744	1.00967	1.00687	28,0	1.00743	↑ 10,1	1.00642

WEEKLY		MAY		2019	
HIGH	LOW	HIGH	LOW	HIGH	LOW
1.00969 (28/May)	1.00157 (27/May)	1.02250 (07/May)	1.00072 (24/May)	1.02358 (26/Apr)	0.97151 (10/Jan)

## AUD/USD

Interest Rate: 1.50% (AU)/ 2.25%-2.50% (US)



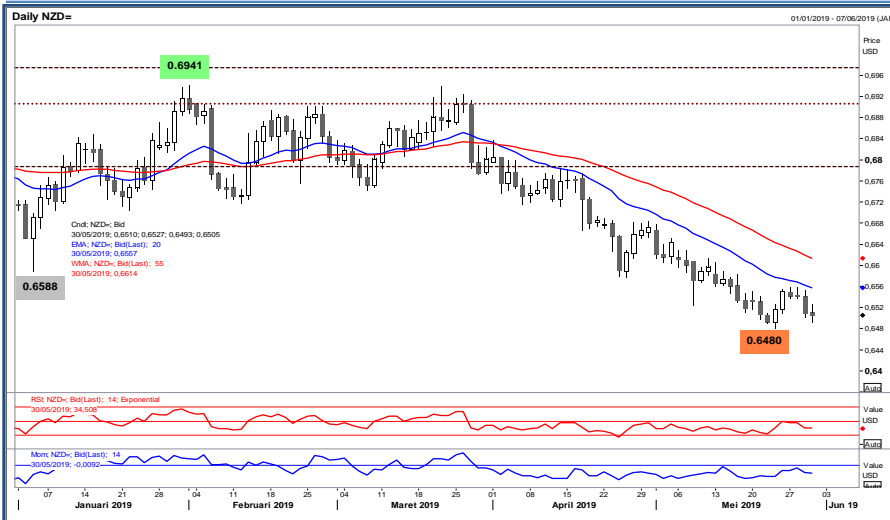
RESISTANCE	0.69695	
	0.69528	
	0.69315	
SUPPORT	0.68935	
	0.68768	
	0.68555	
SUGGESTION	BUY	---
	SELL	0.6920
	S/L	0.6955
	T/P:	0.6870 0.6845

DATE	OPEN	HIGH	LOW	RANGE	CLOSE	CHANGE	PREVIOUS
May 30	0.69155	0.69361	0.68981	38,0	0.69103	↓ 4,4	0.69147

WEEKLY		MAY		2019	
HIGH	LOW	HIGH	LOW	HIGH	LOW
0.69378 (27/May)	0.68981 (30/May)	0.70599 (01/May)	0.68641 (23/May)	0.72941 (31/Jan)	0.68288 (03/Jan)

## NZD/USD

Interest Rate: 1.50% (NZ)/ 2.25%-2.50% (US)



RESISTANCE	0.65577	
	0.65420	
	0.65250	
SUPPORT	0.64923	
	0.64766	
	0.64596	
SUGGESTION	BUY	---
	SELL	0.6515
	S/L	0.6550
	T/P:	0.6465 0.6440

DATE	OPEN	HIGH	LOW	RANGE	CLOSE	CHANGE	PREVIOUS
May 30	0.62126	0.65264	0.64937	32,7	0.65080	↓ 1,0	0.65090

WEEKLY		MAY		2019	
HIGH	LOW	HIGH	LOW	HIGH	LOW
0.65581 (27/May)	0.64937 (30/May)	0.66779 (01/May)	0.64805 (23/May)	0.69406 (01/Feb)	0.64805 (23/May)



## USD/CAD

Interest Rate: 2.25%-2.50% (US)/1.75% (CA)



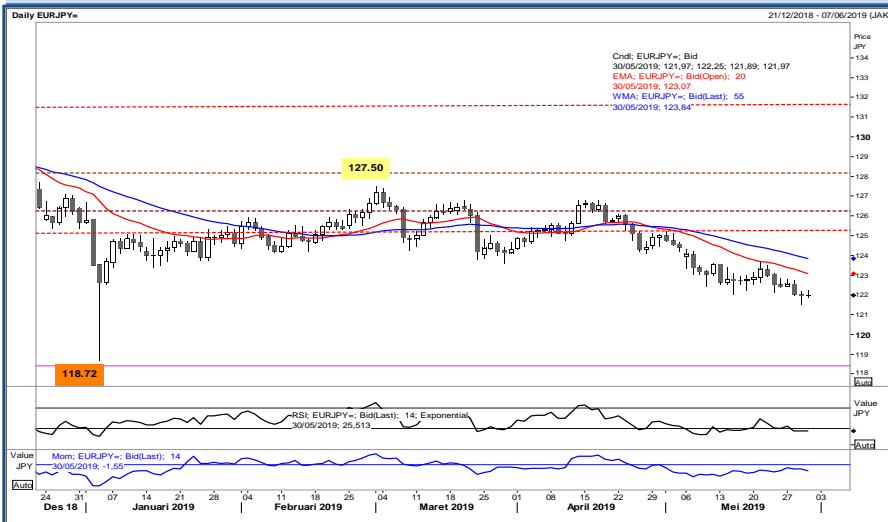
RESISTANCE	1.35499	
	1.35345	
	1.35151	
SUPPORT	1.34803	
	1.34649	
	1.34455	
SUGGESTION	BUY	---
	SELL	1.3505
	S/L	1.3545
	T/P:	1.3455 1.3425

DATE	OPEN	HIGH	LOW	RANGE	CLOSE	CHANGE	PREVIOUS
May 30	1.35123	1.35191	1.34843	34,8	1.34957	↓ 18,1	1.35138

WEEKLY		MAY		2019	
HIGH	LOW	HIGH	LOW	HIGH	LOW
1.35450 (29/May)	1.34284 (27/May)	1.35450 (29/May)	1.33563 (22/May)	1.36613 (02/Jan)	1.30674 (01/Feb)

## EURJPY

Interest Rate: 0.00% (EU)/-0.1% (JP)



RESISTANCE	122.888	
	122.541	
	122.256	
SUPPORT	121.624	
	121.277	
	120.992	
SUGGESTION	BUY	---
	SELL	122.10
	S/L	122.45
	T/P:	121.50 121.30

DATE	OPEN	HIGH	LOW	RANGE	CLOSE	CHANGE	PREVIOUS
May 30	121.967	122.241	121.882	35,9	121.966	↓ 5	121.971

WEEKLY		MAY		2019	
HIGH	LOW	HIGH	LOW	HIGH	LOW
122.788 (27/May)	121.562 (29/May)	125.214 (01/May)	121.562 (29/May)	127.483 (01/Mar)	120.755 (03/Jan)



## GOLD (XAU/USD)

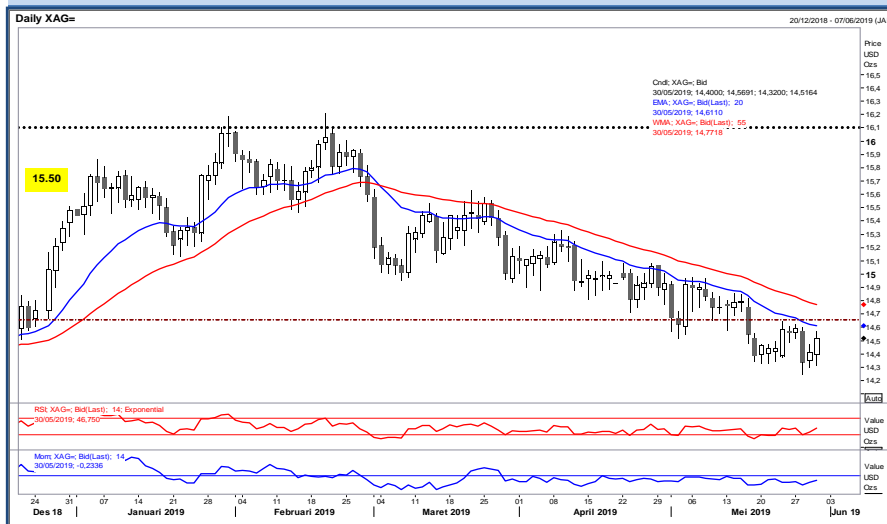


RESISTANCE	1307.490	
	1298.300	
	1293.290	
SUPPORT	1279.090	
	1269.900	
	1264.890	
SUGGESTION	BUY	1286.00
	SELL	---
	S/L	1279.00
	T/P:	1295.00 1300.00

DATE	OPEN	HIGH	LOW	RANGE	CLOSE	CHANGE	PREVIOUS
May 30	1279.580	1289.110	1274.910	14.20	1288.280	↑ 8.46	1279.820

WEEKLY		MAY		2019	
HIGH	LOW	HIGH	LOW	HIGH	LOW
1289.110 (30/May)	1274.910 (30/May)	1303.220(14/May)	1266.150(02/May)	1346.640 (20/Feb)	1266.150 (02/May)

## SILVER (XAG/USD)

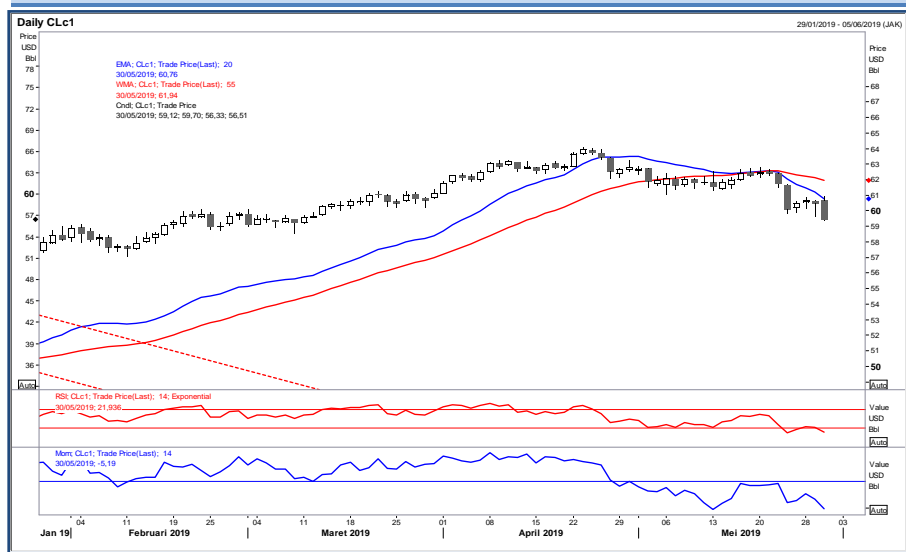


RESISTANCE	14.793	
	14.672	
	14.586	
SUPPORT	14.379	
	14.258	
	14.172	
SUGGESTION	BUY	14.45
	SELL	---
	S/L	14.25
	T/P:	14.75 14.85

DATE	OPEN	HIGH	LOW	RANGE	CLOSE	CHANGE	PREVIOUS
May 30	14.397	14.552	14.345	0.21	14.500	↑ 0.09	14.406

WEEKLY		MAY		2019	
HIGH	LOW	HIGH	LOW	HIGH	LOW
14.605 (27/May)	14.273 (28/May)	14.954 (03/May)	14.273 (28/May)	16.191 (20/Feb)	14.273 (28/May)

### OIL WTI – CLN9/USD (Exp. 20 Jun 2019)



<b>RESISTANCE</b>	<b>61.92</b>	
	<b>60.79</b>	
	<b>58.59</b>	
<b>SUPPORT</b>	<b>55.26</b>	
	<b>54.13</b>	
	<b>51.93</b>	
<b>SUGGESTION</b>	<b>BUY</b>	---
	<b>SELL</b>	<b>57.55</b>
	<b>S/L</b>	<b>59.05</b>
	<b>T/P:</b>	<b>56.05</b> <b>55.05</b>

DATE	OPEN	HIGH	LOW	RANGE	CLOSE	CHANGE	PREVIOUS
May 30	59.11	59.66	56.33	3.33	56.39	↓ 2.65	59.04

WEEKLY		MAY		2019	
HIGH	LOW	HIGH	LOW	HIGH	LOW
59.66 (30/May)	56.33 (30/May)	63.94 (20/May)	56.33 (30/May)	66.58 (23/Apr)	44.36 (02/Jan)



**DISCLAIMER:**

*The information contained above is intended to provide general information and does not constitute or purports to be a financial advice, investment advice, trading advice, or any other advice. Any strategies, views or opinions expressed above are not intended to be presented as an offer or solicitation for the purchase or sale of any financial instrument. Client should seek personal professional advice before making any decisions. The client should ensure that financial instruments are suitable for his/her own individual objectives, financial situation and investment needs. This report is prepared for the use of Alpha Gold Futures clients. The reproduction and redistribution of this material is strictly prohibited*